



1995-96

ANNUAL REPORT

FEDERATED
CITY
EMPLOYEES
RETIREMENT
SYSTEM



CITY OF SAN JOSÉ, CALIFORNIA

777 NORTH FIRST STREET, SUITE 750
SAN JOSE, CALIFORNIA 95112-6311
TELEPHONE (408) 277-5137
FAX (408) 293-6986

DEPARTMENT OF RETIREMENT SERVICES
Federated City Employees' Retirement System
Police and Fire Department Retirement Plan

The Honorable Mayor and City Council
City of San José
San José, California

Dear Mayor and Council Members:

The board of Administration for the Federated Retirement Systems is pleased to present its Annual Report for the Period July 1, 1995 through June 30, 1996. Some of the significant events worthy of note during this fiscal year were as follows:

- Investments earned 13.0 percent, increasing the market value of the portfolio by \$87.1 million. Investments contributed 66.1 percent of the Fund's income.
- An Actuarial Valuation Report was completed for the period ending June 30, 1995; the report confirms that the Plan is well funded.
- Investor Responsibility Research Center (IRRC) was hired to vote all of the domestic equity proxies in accordance with our proxy voting guidelines.
- The Retirement Department staff relocated its office to 777 North First Street, Suite 750, San Jose, California, 95112.
- The Board continues to discuss accountability and responsibility issues with the City Manager. A statement of relationship policies and procedures has been drafted; It will be considered by the Board during fiscal year 96/97. We anticipate that this will insure that the mandates of the California Pension Protection Act [Proposition 162] are being observed.

The Board believes that the professional services rendered by the staff, the auditors, investment counselors, and the Fund performance evaluators have produced a sound fund capable of continued growth. The Board of Administration and its staff are available to provide additional information when requested.

Sincerely,


TONY COKELY, Chairman
Board of Administration

San José Federated City Employees Retirement System

BOARD OF ADMINISTRATION

The Retirement Plan is administered by a five-member Board of Administration composed of a City Council member, a member of from the Civil Service Commission, two City employees elected by members of the system, and a public member who is not connected with the City and has significant banking or investment experience selected by the four Board members and approved by the City Council. The Board is appointed by the City Council and serves in accordance with Section 2.08.300 of the San Jose Municipal Code.

As of June 30, 1996, the members of the Board were as follows:

TONY COKELY	Chairman. Employee representative elected to the Board in November 1983. His current term expires November 30, 1999.
ZEKE GARCIA	Civil Service Commission member appointed in February 1995. His current term expires November 30, 1997.
FRANK FISCALINI	City Council member appointed to the Board in January 1993.
BRADLEY IMAMURA	Employee representative elected to the Board in November 1993. His current term expires November 30, 1997.
JEFFREY PERKINS	Public member appointed to the Board in June 1996. His current term expires November 30, 1998.

The Board of Administration engages the following consultants to assist in making investments and developing a sound retirement system:

CUSTODIAN BANK	Bank of New York
ACTUARY	Watson Wyatt Worldwide
INVESTMENT COUNSEL	American National Bank; George Bjurman; Chancellor Capital Management; Smoot, Miller, Cheney & Company; Thompson, Segal & Walmsley; Wilmington Capital Management; PCM International; Scudder, Stevens and Clark, and MIG Realty Advisors are retained for full-time investment counsel.
AUDITOR	Peat Marwick Main & Co.
PENSION CONSULTANTS	Callan Associates and Prudential Securities

The Board of Administration meets on the second Thursday of each month and holds special meetings as necessary. The meetings are currently held in the Council Chambers, City Hall at 8:30 a.m. The meetings are open to the public.

TABLE OF CONTENTS

- iii -

Summary

San José Federated City Employees' Retirement System

HIGHLIGHTS OF THE SYSTEM

1. There were 3,488 contributing members in the System as of June 30, 1996.
2. 38 members received service retirements during the period of July 1, 1995 through June 30, 1996.
3. 9 members retired because of disabilities during the period of July 1, 1995 through June 30, 1996.
4. There are 1,342 retirees and 236 survivors and 21 ex-spouses receiving benefits from the System as of June 30, 1996.
5. There are 205 deferred vested members who terminated and left their contributions in the System and therefore will be eligible for benefits when they reach age 55.
6. During the reporting period, 66 members left their membership of the Retirement System and had their contributions refunded.
7. The market value of the Retirement Fund balance as of June 30, 1996 was \$569,629,710 in the Regular Fund and \$163,580,483 in the Cost-of-Living Fund.
8. The Fund paid a total of \$2,794,358 for benefits in June of 1996 which included \$2,435,325 for Pension and Survivor Benefits and \$359,033 for Medical and Dental insurance. In June of 1995, the Fund paid \$2,722,606 for these benefits.
9. The annual time-weighted return for the entire portfolio was 13.0 % for the year ending June 30, 1996.
10. The total income due to interest, dividends, rents, and net gain on sale of investments for the period was \$80,420,000, and averaged about \$6,701,667 per month.

San José Federated City Employees Retirement System

SERVICE RETIREMENTS

Shirley A. Batdorff
Josephine E. Berton
Terry J. Chamberlin
Manuel R. Correa
Judith M.U. Daniels
M. Anne Eck
Mildred D. Fadden
Marietta S. Games
William P. Gloege
Patricia A. Grisham
Albert H. Hass
Enrique S. Imperial
James W. Kerr

Richard I. Kleiner
Harry M. McClintock
Albert L. Negovan
Le-Vy Nguyen
May M. Parlee
John S. Prickett
Gonzalo S. Roldan
Barbara A. Schulze
Linda C. Stover
Grace Taylor
Jo Ann Y. Terry
Merle M. Vaughn
Ronald F. Yates

DEFERRED VESTED RETIREMENTS

Daniel Benitez
Ronald A. Dare
Marian E. Devincenzi
Robert A. Johnson
Robert L. Holmes
Robert L. Knox

Carol Laughlin
Joan M. Lockwood
Gerald E. Newfarmer
Sammie Perkins
Sylvia Tellez
Bonnie L. Williams

DISABILITY RETIREMENTS

SERVICE-CONNECTED DISABILITY

Robert Burbon
Katheleen L. Childers
Anthony J. Conrad

Penita J. Fruge
Cami M. Nunes
Gary D. Rogers

NON SERVICE-CONNECTED DISABILITY

Donald E. Fuson
Angelo D. Prestosa
Henry C. Huffman

DEATHS

DEATHS AFTER RETIREMENT

Lenore B. Abbott
James K. Amende
Esteban Avila
Aldo J. Bava
John D. Bird
Elizabeth C. Bradley
Wallace L. Cartwright
Kenneth J. Churchill
Donald W. Craven
Katherine G. Diamond
Robert Eldridge
Richard F. Farotte
Samuel E. Gaetz
Serena Geary
Robert Gutierrez

Carol J. Hand
Fred M. Hansen
Geraldine Hawkins
Frank L. Hildebrand
Wesley Houseweart
Henry C. Huffman
Lucille J. Janda
Alfred Lalone
Albertus W. Little
James W. Longshore
Ray Miklica
Alice L. Olsen
William R. Pinkston
Shirley Stavert
Dominic F. Torres
Edward Zuparko

DEATHS BEFORE RETIREMENT

Daniel R. Doss
Paul Graves
Annette Hepworth
Edgardo C. Marin
Kenneth L. Miller
Edwin R. Normandy
Juan Pifarre
Matthew L. Tillson

San José Federated City Employees' Retirement System

SUMMARY OF THE PRINCIPAL PROVISIONS OF THE FEDERATED CITY EMPLOYEES' RETIREMENT SYSTEM SAN JOSE, CALIFORNIA

MEMBERSHIP - Mandatory for all full-time non-safety employees.

MEMBER CONTRIBUTION - All members contribute 8.12% of base salary.

CITY'S CONTRIBUTION - The City contributes 18.01% of the base salary. The financing is designed to provide reserves sufficient to meet the accrued and accruing liabilities under the prescribed benefit schedule. (Rates are reviewed following each actuarial survey.)

RETIREMENT - Members may retire at age 55 with five or more years of service or at any age with 30 years of service.

RETIREMENT ANNUITY - The retirement annuity payable is the Final Average Salary multiplied by 2 1/2% per year of service (75% of the Final Average Salary maximum).

FINAL AVERAGE SALARY - The average monthly salary for the highest thirty-six (36) consecutive months.

DISABILITY RETIREMENT - A non-service connected disability annuity is available to members with five (5) or more years of service if the disability is permanent and prevents the member from performing any work in his/her present classification. The base non-service connected disability annuity is the greater of 40% of the Final Average Salary or the earned retirement allowance (Final Average Salary X 2 1/2% X Number of Years of Service). The annuity will be reduced by .5% for each year of age under 55.

A service connected disability is available if the disability is permanent and directly due to and caused by actual performance of employment within the City. The minimum service-connected disability annuity is 40% of the final average salary. There is no minimum service requirement for a service-connected disability nor reduction factor due to age.

TERMINATION BENEFITS - Upon termination, the member will be paid all of his or her accumulated contributions and interest in full satisfaction of all rights and

benefits under this Retirement System except that a member terminating with at least five (5) years of service may elect to leave the accumulated contributions and interest on deposit.

DEFERRED RETIREMENT - Contributions left on deposit by a member terminating with at least five (5) years of service (vesting) entitle the employee to a retirement annuity upon attaining age 55.

RECIPROCITY - Effective December 9, 1994, the City entered into an agreement with the California Public Employees' Retirement System (PERS) that extends reciprocal benefits to members. In certain situations, this agreement results in improved retirement benefits for members who move from one eligible retirement system to another.

COST OF LIVING - The Board of Administration determines the change in the cost of living (COL) each year using the most current December Consumer Price Index. This Index is in accordance with San Jose Municipal Code "for all urban consumers (CPI-U) San Francisco-Oakland Metropolitan Area" as published by the Bureau of Labor Statistics of the United States Department of Labor. The Board determines the change to be effective beginning April first each year. A maximum of 3% is granted with any excess accumulated for use in future years. A retiree receives no COL adjustment for the first year, then receives a pro-rated adjustment for the months before the next April first. Survivors will be paid their next COL adjustment at the same time it would have been paid to the retiree. There is no break in the COL schedule.

DEATH BEFORE RETIREMENT - The surviving spouse of an eligible employee who dies before retirement will receive a retirement allowance determined by the years of service times 2 1/2% times the final average salary (minimum of 40% and maximum of 75%). Unmarried children are entitled to an allowance to age 18 (22 if they are full time students) if there is no spouse. The allowance is as follows:

- 1 child receives 25% of the spousal benefit
- 2 children share 50% of the spousal benefit
- 3+ children share 75% of the spousal benefit

The beneficiary, in the event that no family members are eligible for a monthly allowance, is entitled to a return of the member's contributions and interest plus a death benefit of one month's salary for each year of service (up to six).

If the employee is 55 and has 20 or more years of service at the time of death, his/her spouse will retain the survivorship allowance for life. If not, the spouse loses the allowance upon a remarriage.

DEATH AFTER RETIREMENT - The surviving spouse receives one-half* of the member's retirement allowance until death and a \$500 death benefit (* At the time of retirement, the member may select an alternative option allowing for a survivorship allowance of up to 100% of the member's allowance). If there is no surviving spouse, dependant children are eligible for an allowance. The allowance is:

- 1 child receives 25% of spousal benefit
- 2 children share 50% of spousal benefit
- 3+ children share 75% of spousal benefit

MANAGEMENT - The System is under the management of a five (5) member Board of Administration consisting of a City Council person, a Civil Service Commissioner, a public member with significant banking or investment experience, and two elected employees who are members of the Retirement System.

ADMINISTRATION - A full-time Retirement Administrator is employed by the Board. He serves as Secretary and Chief Executive Officer to the Board of Administration.

The Fund pays the cost of the personnel who are employed for the purpose of managing the Retirement Plan. It also pays any directly related administrative costs.

Bank of New York is employed as custodian of fund assets and collector of investment income.

ACTUARIAL SOUNDNESS - Watson Wyatt and Company is retained for regular, continuing actuarial services. Plan and benefit provisions are periodically reviewed to assure continuing soundness.

INVESTMENT AUTHORITY AND POLICY - The investment authority is broad and allows maximum utilization of the System's resources. Nationally known investment advisory services including Scudder, Stevens & Clark; Smoot, Miller, Cheney & Co.; Thompson, Segal & Walmsley; Wilmington Capital Management; PCM International; Chancellor Capital Management; George Bjurman; MIG Realty Advisors, and American National Bank are retained for full-time investment counsel. Callan Associates and Prudential Securities are retained as the pension consultants.

Retirements

CITY OF SAN JOSE

FEDERATED CITY EMPLOYEES' RETIREMENT SYSTEM
RETIREEES AND BENEFICIARIES FOR THE YEAR ENDING June 30, 1996

	NAME	YRS SERV	DATE RET/DTH
S	ABAD, ISABEL	22	09/19/81
	ABINGTON, FREDRICK J	21	11/07/92
	ACEBEDO, ADRIAN W	13	10/02/76
	ADAME, ARMANDO J	17	04/29/90
	ADAMS, CAROLE E	24	07/03/93
	ADAMS, MARIE	6	02/15/83
	ADAMS, ROY B	16	07/08/78
	ADESSO, ANTONE J	30	01/08/77
	AFANADOR, CATALINA	29	10/04/87
	AFANADOR, EPIFANIO	29	10/04/87
	AFONSO, LIONEL	25	12/17/83
	AGUILAR, JUANITA	5	06/20/91
S	AGUILAR, ROSE	27	03/26/94
	AGUILAR, VICTOR	23	11/07/92
D	AGUIRRE, ESTEBAN	22	01/01/74
	AGUSTIN, CARLOS	25	07/03/93
	AINLEY, DORIS L	15	10/04/80
	AITKEN, MARION H	12	08/04/79
	AKERSTROM, BETZI B	22	11/07/92
	AKROP, ANNE G	7	10/07/85
	ALBANESE, JIM	18	10/04/87
	ALDAMA, AURELIA	15	02/04/90
	ALDERETE, CHARLES P	20	02/25/84
	ALDERS, THEODORE N	7	09/19/87
	ALDOUS, LILLIAN E I	7	03/01/85
	ALDRICH, GERALD	10	01/22/89
	ALESSE, PATRICIA	30	02/29/92
D	ALEXANDER, TERRY E	5	06/21/86
	ALFORD, VIRGINIA	8	05/14/89
	ALLAN, LORRAINE	5	07/17/82
	ALLEN, L RHEDA	9	11/09/85
	ALLEN, PHILLIP W	25	03/08/86
D	ALLEN, WILLIAM M	4	04/14/88
	ALTNEU, HERBERT N	10	10/21/78
	ALVARADO, MARIE	15	02/01/95
	ALVARADO, YOLANDA C	19	10/29/89
	ALVARDO, JESS	19	10/29/89
	ALVAREZ, ROMAN	31	04/13/91
S	AMENDE, MARIA	15	03/28/81
	AMIN, SURENDRA N	6	07/01/86
	ANDERSEN, ELLIOTT B	30	11/07/92
	ANDERSEN, THOMAS S	26	10/12/93
	ANDERSON, CLARICE M	19	11/07/92
	ANDERSON, ELWOOD A	21	10/27/90
S	ANDRADE, PATSY J	26	01/12/83
	ANDREWS, DONALD	19	09/07/75
	ANDREWS, MARTHA E	5	08/23/86
	ANNINO, VINCENT	30	04/01/77
	ANTONACCI, MICHAEL H	40	02/06/65
	AOKI, MARVIN	27	04/22/95
	ARAGON, JOSE R	18	03/27/93
	AREVALO, CARLOS	14	03/22/92

CITY OF SAN JOSE

FEDERATED CITY EMPLOYEES' RETIREMENT SYSTEM
RETIREEES AND BENEFICIARIES FOR THE YEAR ENDING June 30, 1996

	NAME	YRS SERV	DATE RET/DTH
	AREVALO, JANE E	21	07/03/93
	ARGALL, GEORGE	19	11/14/80
D	ARIAS, LEILA C	6	12/13/90
	ARRAS III, GEORGE	18	05/14/77
	ASCH, CECILE	24	02/04/95
	ASHBY, JEAN	7	07/08/78
	ASHLEY, ROBERT L	22	10/24/92
	ATKINS, BETTY A	20	06/01/93
	ATKINSON, DONALD C	23	09/17/83
	ATKINSON, JOHN H	7	10/12/91
	AULD, MARGARET P	21	01/26/85
ND	AUST, RICHARD	12	05/31/86
	AVILA JR, JOSEPH L	16	09/09/93
S	AVILA, ALEXANDRIA	25	10/15/88
S	AVILA, IRMA E	11	06/01/78
	AVILA, MARY R	27	07/02/75
	AVILLA, JOSEPH	27	07/02/75
D	AVILLA, KENNETH W	20	11/21/81
	AYCOCK, RICHARD G	18	10/04/87
	BABIARZ, GERTRUDE H	24	03/02/91
	BABYLON, ELVAN	6	09/29/85
	BACA, ROBERT P	30	10/17/87
	BACON, CHARLES R	17	05/01/95
	BADAL, FAY A	14	09/24/92
S	BAEZ, M ELFEGA	8	06/12/90
S	BAGLEY, ADELYN	27	12/19/81
	BAHR, CARL H	13	04/14/79
S	BAILOR, LILLIAN	19	12/28/85
	BAKER, DORIS E	8	07/01/79
	BAKER, HUGH A	25	10/04/87
S	BAKER, JOYCE V	24	01/06/79
	BAKER, ROBERT D	29	11/07/92
	BALISTRERI, ANTHONY A	22	10/24/92
ND	BALLENBERG, EDNA P	5	11/01/80
	BALTAN, OMER H	17	11/07/92
S	BANISTER, KATHERINE ANN	30	06/11/89
	BANKER, DOROTHY L	19	08/28/82
	BARAFF, STANLEY H	6	07/14/92
	BARAKATT, RICHARD A	23	10/04/87
	BARBACCIA, JACK J	24	10/04/87
S	BARBOSA, BEATRIZ	8	12/29/81
	BARCLAY, FRANK D	20	11/07/92
	BARLOW, DOUGLAS G	22	11/07/92
	BASS, JOSEPH F	31	07/18/92
	BATDORFF, SHIRLEY A	25	06/07/96
	BATTON, DAVID T	20	10/04/87
	BAUTISTA, MIGUEL T	21	02/01/77
	BEAM, NORMAN A	21	01/06/79
ND	BEASLEY, ALMA C	13	04/16/89
S	BEECH, JANET R	15	03/26/77
	BEGGS, CORNELIUS	8	02/04/90
	BELICK, FRANK M	34	07/18/81

CITY OF SAN JOSE

FEDERATED CITY EMPLOYEES' RETIREMENT SYSTEM
RETIREEES AND BENEFICIARIES FOR THE YEAR ENDING June 30, 1996

	NAME	YRS SERV	DATE RET/DTH
	BELLAMY, EVELYN S	5	04/10/76
	BELTRAMO, WALTER	30	11/07/92
S	BELVIN, BETTY M	16	06/01/86
	BENAVIDES, REYNALDO P	20	01/11/86
	BENEVICH SR, WILLIAM D	4	11/13/76
	BENITEZ, DANIEL	7	07/17/95
	BERG, R L	14	07/20/76
	BERGER, CLARA B	16	06/10/77
S	BERMUDEZ, TERESA	17	12/24/94
	BERTON, JOSEPHINE E	7	09/18/95
	BETTENCOURT, MARY A	6	05/13/92
	BETTINGER, DALE F	31	12/12/81
	BEYER, ROBERT F	5	06/09/94
	BILBAO, FRANK	15	02/16/93
	BILLARD, GERARD	8	04/19/79
S	BIRD, GRACE	3	09/05/71
	BIRKEY, MONROE C	12	01/25/86
	BISHOP, EDWARD L	16	02/28/81
S	BISSELL, GERALDINE E	22	07/01/67
	BLACK, ROBERT H	10	07/11/87
	BLACKBURN, RICHARD R	30	03/29/80
	BLAIR, NOLAN B	30	01/17/87
	BLAKE, D FLORENCE	15	10/14/90
	BLAKE, DONALD J	22	03/31/79
	BLAKE, ETHEL M	19	12/24/77
S	BLAKELY, CHARLES	14	11/06/89
	BOARDMAN, THOMAS E	30	05/02/87
	BOCHEL, GEORGE M	19	04/17/80
	BOGGINI, DAVID K	28	05/25/85
S	BOGREN, MARY	15	05/13/78
	BOHNET, NEAL E	15	01/06/91
	BOND, MONAFAY	30	11/07/92
	BONIOR, AILIE L	12	06/07/80
	BOOTH, MARY ANN	30	10/24/92
ND	BORDER, NICHOLAS	23	07/15/93
	BORGLUM, GEORGE A	15	05/08/82
	BORING, JAMES W	28	05/31/86
	BOUCREE, JAMES J	20	04/02/89
D	BOURBON, ROBERT	28	03/14/96
D	BOURGEOIS, PAUL R	5	03/09/89
	BOWEN, EDWIN	13	09/10/88
S	BOWLDS, LOIS M	35	07/31/84
	BOYCE, FLORENCE	5	06/09/84
	BRAATELIEN, EDWIN H	12	06/19/93
S	BRADLEY, JACK W	6	10/04/86
S	BRADY, ELIZABETH	18	03/26/77
	BRAGA, DOROTHY	18	11/12/89
D	BRAGER, ARTHUR	12	02/26/92
	BRAGER, TONY J	30	04/01/78
S	BRANDT, JEANETTE	22	03/29/80
	BRAZELTON, VALENTINE S	23	03/31/79
S	BREDT, MYRENE E	20	12/28/67

CITY OF SAN JOSE

FEDERATED CITY EMPLOYEES' RETIREMENT SYSTEM
RETIREEES AND BENEFICIARIES FOR THE YEAR ENDING June 30, 1996

	NAME	YRS SERV	DATE RET/DTH
	BREEDING, MARVIN L	25	01/05/80
	BREWER, DANIEL R	29	10/04/87
	BRIDGES, AYLEENE	23	08/01/92
	BRIGHTWELL, LAURENCE L	20	11/07/92
	BRIONES, HENRY	16	02/04/90
	BRIONES, OSWALD	28	01/07/90
	BRISENO, JOHN V	25	03/07/87
	BROADNAX III, FRED	20	11/07/92
	BRODEUR, GEORGE A	10	09/05/89
	BROOKS, WANDA	26	11/07/92
S	BROWN, CAREN	18	10/08/81
	BROWN, FRANKLIN A	42	09/03/89
	BROWN, MARY E	21	01/22/89
S	BROWN, VELETA	10	04/10/83
	BRUHL, TERRY	16	01/04/92
	BRUNET, ELFRIEDA E	11	03/22/86
	BRUNNER, BASIL G	21	03/31/91
	BRYAN, FRANK L	24	08/01/75
	BRYER, ROBERT	11	05/01/92
D	BUCHNER SR, RAYMOND J	10	10/02/70
	BUCKIUS, ORLAND E	27	07/05/92
#	BUDER, ARLYNN	3	03/09/85
	BULAN, RENE E	17	03/12/94
	BULYGO, CORINNE	17	10/29/88
ND	BUMGARNER, CHARLENE A	9	11/12/87
	BURGETT, BILL G	13	12/12/81
	BURK, BETTY J	13	06/19/93
	BURNELL, VIRGINIA C	11	08/29/87
	BURNHAM, DARRYL W	23	07/01/93
	BURNS, WILLIAM W	5	06/23/94
	BURROWS, CHARLOTTE S	22	10/01/73
	BUSSE, KATHLEEN M	19	11/07/92
	BUSTABADE, ERNEST P	13	06/09/79
	BUTOROVICH, LUCILLE	24	01/29/83
#	BYRON, WALLACE H	4	03/19/78
	CABALLES, PHILIP	25	07/01/72
S	CABANA, SUSANA C	14	06/06/87
	CADENA, ALBERT D	22	10/04/87
	CAHALAN, THOMAS A	18	10/02/81
	CALAIS, EUGENE R	16	07/23/88
	CAMARA, DON J	5	01/01/92
	CAMPBELL, LORNA V	19	10/24/92
	CAMPBELL, PAULINE M	20	10/04/87
S	CAMPOS, ANITA	23	10/01/81
	CARBONEL, JESUS A	22	07/03/93
	CARBULLIDO, IDA E	23	10/04/87
	CARDONA, CHARLES C	30	07/05/92
	CARDOZA, JOSEPH E	19	01/24/87
	CAREY, ROBERT D	13	04/11/83
D	CARLITZ, JOSEPH H	22	01/19/85
	CARLSEN, LAURA	21	11/07/92
	CARNESECCA, CAROLYN D	24	07/03/93

CITY OF SAN JOSE

FEDERATED CITY EMPLOYEES' RETIREMENT SYSTEM
RETIREES AND BENEFICIARIES FOR THE YEAR ENDING June 30, 1996

	NAME	YRS SERV	DATE RET/DTH
	CARNESECCA, ROBERT C	30	11/07/92
D	CAROTTA, SHIRLEY	19	05/01/69
	CARPIO, VIRGINIA	25	07/05/92
	CARRANZA, EDGARDO I	21	11/07/92
D	CARRILLO, MANUEL F	3	03/01/82
	CARSON, LILLIAN C	14	11/28/80
	CARTER, BETTY J	21	10/04/87
S	CARTER, EMAJEAN	7	08/17/78
	CARTER, WILLIAM G	15	01/03/81
S	CARTWRIGHT, JOSEPHINE	16	10/19/87
ND	CARVER, JAMES A	9	05/23/83
	CASTILLO, ELIODORO S	20	11/07/92
	CASTILLO, MARGARITA	21	07/05/92
D	CASTILLO, RAYMOND	7	11/12/77
	CATANIA, TOSCA L	11	07/01/76
S	CAUTHEN, SHIRLEY J	12	10/01/77
	CAVA, EVELYN C	18	08/06/88
	CAVALLINI, JEANNE A	24	06/25/88
	CERGL, MARY C	24	07/03/93
	CERVANTEZ, JESUS P	18	10/04/87
	CERVANTEZ, MARY	18	10/04/87
ND	CHACON, OSCAR	9	08/08/83
	CHADSEY, MARY L	25	02/02/80
S	CHAFFINO, LUZ R	12	04/06/80
	CHALMERS, WILLIAM R	22	10/01/89
	CHAMBERLIN, TERRY J	16	06/29/96
	CHANCE, BEVERLY J	24	01/20/85
D	CHAVEZ, OTTO H	10	03/09/95
D	CHILDERS, KATHELEEN L	5	07/20/95
	CHIRICHIGNO, MARVIN P	26	03/28/92
	CHOW, WINNIE L	7	07/23/93
	CHRISTENSEN JR, CHARLES	15	07/27/91
	CHRISTIAN JR, PAUL B	8	05/21/94
ND	CHRISTIE, NEIL A	7	02/10/94
	CHURCH, GORDON D	15	03/30/91
S	CHURCHILL, ANGIE	24	03/01/79
	CIANCIARULO, SHARON L	10	06/29/85
S	CIMINO, ARLENE	18	10/01/84
D	CIREROL, MICHAEL G	12	06/09/94
	CIREROL, SUZANNE F	27	10/04/87
	CIRIGLIANO, FRANK S	33	06/20/87
	CIVELLI, JOHN A	18	10/18/86
	CLARE, PHYLLIS	14	05/14/89
S	CLARK, IDA M	35	08/08/76
	CLARK, VICTORIA M	5	07/20/91
	CLAUSEN, RAYMOND L	25	10/04/87
D	CLAYTON, HAROLD	12	03/01/82
D	CLEARY, MARIAN L	17	04/01/71
	CLEGHORN, ERNESTINE	24	07/03/93
	CLONEY, LAWRENCE J	30	10/17/87
	CLOSE, JAMES A	27	10/04/87
	CODAGHENGO, JOHN A	23	10/04/87

CITY OF SAN JOSE

FEDERATED CITY EMPLOYEES' RETIREMENT SYSTEM
RETIREEES AND BENEFICIARIES FOR THE YEAR ENDING June 30, 1996

	NAME	YRS SERV	DATE RET/DTH
	COLE, NAT P	18	01/10/76
	COLEMAN, DON W	18	08/01/78
	COLEMAN, PATRICIA GERRY	12	01/10/81
	COLEMAN, SHIRLEY P	11	04/13/84
	COLEMAN, WILLIAM E	20	10/12/82
	COLLINS, FLORENCE	11	01/10/87
	COLLINS, JEAN L	11	08/20/83
S	COLLINS, LORA A	1	01/19/77
	COLMENERO, RAYMON	26	11/28/87
ND	CONCANNON, THOMAS	22	03/08/90
S	CONNER, ANNE	15	09/16/78
D	CONRAD, ANTHONY J	11	06/13/96
	CONROY, THOMAS L	9	09/27/80
	CONSOLE, MIKE	26	10/26/91
	COON, ROBERT S	19	03/31/90
	CORBISIERO, SAMUEL A	30	03/03/91
	CORNEHL, MARGIE M	20	07/03/93
S	CORPUZ, GWENDOLYN W	15	08/07/76
	CORREA, ARNOLD	30	09/29/89
	CORREA, MANUEL R	34	11/18/95
	CORREIA, ROBERT B	28	10/04/87
ND	COSIO, ADOLPH S	19	03/20/86
S	COSSO, MARIAN	16	08/28/89
	COTE, VIVIAN F	12	09/04/78
	COVICH, ALEC D	29	02/23/85
	COX, ALFONSO	15	01/07/90
S	COX, JEAN E	26	10/04/87
	COX, L C	25	03/26/94
	COX, MILTON H	22	02/19/77
	COX, WILLIAM B	25	03/08/86
S	CRAVEN, PHYLLIS	20	03/29/80
	CRESCINI, FRANCISCO S	17	07/05/92
D	CRESCINI, LORELEI M	3	07/14/94
	CRIMI, ROSE M	29	12/03/85
	CROSBY, PATRICIA A	14	06/19/93
D	CROTHERS, LEONARD C	27	01/07/78
	CRUZ, BEATRICE	29	11/01/86
ND	CUENCA, ELEAZAR	15	09/14/89
	CUENCA, SAMUEL E	24	05/30/87
	CULBERTSON, PATRICIA A	23	10/04/87
	CUNEO, JOSEPH	30	12/17/77
	CUNNINGHAM, HAROLD A	27	01/11/76
	CUNNINGHAM, JOYCE E	19	10/04/87
D	CURIEL, TERESA V	2	09/27/79
	CURRAN, JAMES	19	06/29/85
	CURTIS, EDWARD G	30	10/01/77
	CUTRIGHT, TALMADGE M	30	09/01/84
ND	CZUBIAK, EDITH	7	04/12/90
	D'ALESSANDRIA, LUIS A	20	11/07/92
	D'AMBROSIA, LILY E	18	11/07/92
S	DAIGLE, SHIRLEY M	26	05/02/87
	DAKINS, MALCOLM T	14	07/28/84

CITY OF SAN JOSE

FEDERATED CITY EMPLOYEES' RETIREMENT SYSTEM
RETIREEES AND BENEFICIARIES FOR THE YEAR ENDING June 30, 1996

	NAME	YRS SERV	DATE RET/DTH
	DALTON, VERNELLE A	7	01/28/84
	DALY, FRANCES A	7	08/01/93
	DANIELS, JAMES R	17	01/11/92
	DANIELS, JUDITH MARY UD	30	01/27/96
	DARE, RONALD A	11	06/27/96
S	DARMODY, PEARLINE	5	12/09/93
	DASTRUP, LARRIE A	15	09/09/90
	DAVIDSON, ALICE I	18	07/03/93
	DAVIDSON, ARTHUR K	8	05/01/76
	DAVILLA, RICHARD	10	06/05/93
S	DAVIS, BARBARA	14	02/20/82
D	DAVIS, GEORGE E	9	04/19/80
	DAVIS, JEAN A	10	07/01/87
ND	DAVIS, JEROLD R	18	01/01/92
	DAVIS, THEODORE R	27	10/12/85
	DAY, JEANNE ASHLEY	20	01/17/69
	DE AMICIS, JEAN	10	03/21/84
S	DE LUCAS, GEORGE W	5	12/01/79
D	DEASY, DANIEL M	15	02/10/94
	DEGNAN, JAMES M	19	08/15/92
	DELEVAUX, PATRICIA M	12	08/01/92
D	DEMPSEY, CARL J	7	05/12/88
	DEMPSEY, ROBERTA C	26	11/07/92
	DENLINGER, MARY J	5	05/31/80
	DENNING, DALE A	15	03/29/80
	DENT, ALMA	22	01/21/90
	DETMERS, LORIS A	11	12/01/89
	DETWILER, ROYCE D	13	07/12/82
	DEVINCENZI, MARIAN E	7	07/01/95
	DEWELL, DAVID K	22	07/03/93
D	DEWHURST, DEAN H	20	03/05/77
S	DI ROMA, SUSAN M	5	09/04/76
	DIAL, LESTER T	22	03/17/79
S	DICKINSON, MURIEL E	14	03/01/72
S	DIETZ, ANN R	25	02/01/73
S	DIMARTINO, MARY P	29	02/19/76
	DIMEFF, VIRGINIA G	15	08/13/94
ND	DIONIDA, BING I	5	02/14/91
#	DIRNBERGER, DAVID M	2	10/06/77
	DIXON, EUGENE C	5	10/01/74
	DOINE, MAURICE E	20	04/28/79
	DOLAN, BEATRICE G	6	03/01/80
	DOLAN, HARRY G	20	01/02/79
	DOONAN, RICHARD F	17	01/07/78
#	DORFMAN, LORRAINE H	2	06/30/81
	DORMANDY, GARRY W	21	04/01/90
	DORSEY, GERALDINE E	7	09/16/78
S	DOUGLAS, LAVENE	17	08/02/80
ND	DOWNING, LURLEEN V	7	03/01/82
	DUGGAN, MARGARET E	19	11/01/79
ND	DUNCAN, CLYDE R	10	05/18/80
	DUNKLE, KENNETH W	24	04/11/81

CITY OF SAN JOSE

FEDERATED CITY EMPLOYEES' RETIREMENT SYSTEM
RETIREES AND BENEFICIARIES FOR THE YEAR ENDING June 30, 1996

	NAME	YRS SERV	DATE RET/DTH
	DUNKLE, MARJORIE L	11	05/30/81
S	DZIELIAK, ELIZABETH	18	08/14/81
D	EASTUS, JOHN E	24	09/01/84
	ECK, M ANNE	15	08/26/95
S	EDWARDS, BARBARA	6	12/09/93
	EDWARDS, ELSIE K	8	08/06/89
	EDWARDS, JACK E	19	02/09/85
	EDWARDS, RAYMOND J	29	10/04/87
	EDWARDS, THOMAS E	15	09/01/67
	EDWARDS, VIVIAN C	7	10/07/73
	EGAN, JEAN	19	10/24/92
S	ELDEFONSO, IRMA J	25	07/01/86
S	ELDRIDGE, ELLEN L	12	12/12/79
S	ELLIS, RAY F	10	11/01/92
	ELLIS, RAY F	26	11/27/88
	ELLIS, ROBERT W	26	01/06/91
	ELLISON, JOYCE C	15	11/26/89
	ELLSWORTH, SYLVIA	11	08/13/83
#	ENGLISH, CATHERINE L	2	10/19/74
D	ENOS, RICHARD E SR	12	06/27/87
S	ENZENSPERGER, BOB J	5	11/18/88
	EPHRAIMOFF, JUDITH R	30	11/07/92
	EPPLER, WILLIAM J	19	07/03/93
	ERENETA, WILLIAM J	20	08/13/94
	ERICKSON, EILEEN M	19	11/07/92
	ERICKSON, ELDON A	19	07/16/77
	ERICKSON, SHELDON L	16	06/25/84
	ESCOBEDO, PETER R	25	03/26/77
ND	ESPARZA, ELEANOR F	15	01/29/95
S	ESPIRITU, CRISPULO	14	11/09/91
	ESPIRITU, CRISPULO G	21	11/07/92
	ESPIRITU, ERNESTO	30	07/05/92
S	ESQUIVEL, RUTH C	1	01/09/91
S	ESTAVILLO, ELIZABETH	12	11/21/89
	EVANS, GEORGE N	29	07/24/77
	EVANS, IDABEL M	19	07/23/77
	EWBANK, JUDITH	17	08/29/92
	EWING, JOHN J	15	03/16/91
	EYRL, EDWARD L	9	08/22/81
S	FABOS, JOHN G	17	12/04/82
S	FACCHINO, MARGARET K	9	01/05/78
	FADDEN, MILDRED D	16	06/01/96
	FALCONE, JIMMY R	24	11/25/90
	FALTERSACK, EDWARD J	21	10/06/84
S	FANGONILLO, MONICA M	10	06/18/83
	FARLIN, RAYMOND P	15	06/10/88
	FARNQUIST, ROBERT L	15	12/10/94
	FARNQUIST, VIRGINIA E	23	01/03/93
	FARNSWORTH, MARGUERITE	25	03/09/85
S	FAUSKE, GLORIA	15	08/30/86
S	FEE, ELAINE	5	01/06/79
	FERGUSON, BETTY J	16	01/06/92

CITY OF SAN JOSE

FEDERATED CITY EMPLOYEES' RETIREMENT SYSTEM
RETIREES AND BENEFICIARIES FOR THE YEAR ENDING June 30, 1996

	NAME	YRS SERV	DATE RET/DTH
	FERGUSON, JAMES T	30	10/04/87
	FERGUSON, KENNETH	26	03/17/84
	FERINI, NANCY L	15	05/28/84
	FERRALES, MANUEL P	12	06/13/87
	FERRARI, HAROLD D	30	12/15/84
	FERREIRA-CINELLI, LUCY	31	02/23/85
S	FINLEY, JUDY	27	10/04/87
	FINNIGAN, DANIEL J	20	01/19/80
	FIRTH, PAULINE D	17	05/04/85
	FITZGERALD, FRED J	22	01/08/77
	FLEMING, HOWARD E	30	03/29/80
	FLETCHER, BEATRICE L	20	11/01/74
	FLETCHER, HOMER	19	02/04/90
	FLORES, JESSE A	33	01/07/90
	FLORES, JOSEPH P	30	07/05/92
	FLORES, MIGUEL	30	07/05/92
D	FOLEY, JAMES S	7	01/28/84
	FONG, HENREYETTA Y	10	06/25/89
	FONTES, MAXINE S	13	11/29/80
	FORBES, JAMES	7	03/11/86
S	FORMHALS, ELAINE M	3	06/15/74
	FORRESTER, JOHN W	30	08/29/92
	FORSTER, JAMES	11	07/19/80
	FOULKES, LOUISE ANN	15	03/09/93
	FOWLER, MARILYN J	5	07/03/82
	FOX, HARWOOD R	9	08/04/86
D	FRANKLIN, ROY A	2	08/05/78
ND	FRANTZ III, ROSS A	21	05/11/95
	FREAS, VIRGIL A	21	07/05/92
	FREELING, JACK F	12	11/27/76
	FREESE, PAUL D	20	04/18/87
	FREITAS, CLIFFORD J	28	07/31/93
	FREITAS, JORDON J	10	03/04/89
D	FRUGE, PENITA J	7	12/14/95
	FRYE, WALTER R	8	08/03/82
	FUJIMOTO, TSUGIO	24	12/18/82
S	FUJINO, JACK M	20	08/13/89
	FUNK, PATRICIA J	10	12/17/87
	FUREY, AUDREY	24	10/24/92
	FURUSHO, JOAN K	9	02/15/93
ND	FUSON, DONALD E	6	10/12/95
S	GAETZ, ELLA	19	08/01/92
S	GALDIN, ISABEL	20	12/31/83
	GALE, CHET L	30	06/16/84
ND	GALINDEZ, JULIO A	13	01/11/90
	GALINDO, DANIEL	36	03/30/85
	GALINSKI, MARTIN F	20	03/28/81
	GALLAGHER, JAMES T	15	02/14/87
	GALLAHER, RAY C	22	05/04/85
D	GALLEGOS, BETTY J	16	09/08/94
	GALLIART, SUZANE J	4	04/01/95
	GALLO, ALBERT J	27	10/04/87

CITY OF SAN JOSE

FEDERATED CITY EMPLOYEES' RETIREMENT SYSTEM
RETIREEES AND BENEFICIARIES FOR THE YEAR ENDING June 30, 1996

	NAME	YRS SERV	DATE RET/DTH
	GALLONI, FRANCES A	31	01/05/91
	GAMBELL, PATRICIA A	25	02/17/91
	GAMES, MARIETTA S	21	09/21/95
ND	GANNAWAY, KENNY L	19	12/09/93
	GARCIA, ALBERT P	28	10/04/87
	GARCIA, FRANK M	30	08/15/92
	GARCIA, JOE	30	07/05/92
	GARCIA, JUAN A	5	04/21/91
D	GARCIA, MARIO R	21	08/21/84
	GARDIN, GEORGE	30	01/06/79
S	GARDNER, JANE H	3	05/31/80
	GARDNER, MARILYN I	13	08/01/82
S	GARIS, ELMER G	18	05/03/86
	GARITE, CARMELLA	10	06/04/71
ND	GARZA, STEVE	19	01/01/83
	GATHERS, JOAN K	30	07/05/92
	GATHERS, SALLI J	17	10/23/93
S	GAUGER, ALEXANDER D	16	08/02/75
D	GAULDEN, MARY H	5	05/17/85
	GEER, HAROLD A	18	07/06/75
	GERACI, GEORGE L	28	03/21/76
	GERACI, PAUL N	30	10/04/87
	GERGURICH, MISAKO J	30	09/11/93
S	GERHARDT, ELLI	19	04/28/84
S	GERLACH, RAIMA D	23	01/19/80
	GERLITZ, BERT	28	07/09/89
	GETREU, SANFORD	9	03/09/85
	GIANNOBULE, SALVADOR	27	09/29/79
	GIER, FLOYD L	31	01/07/90
	GILBERT, ROBERT	26	10/31/81
	GILOVICH, MARALYN J	18	09/18/88
	GIULI, VINCENT P	8	10/14/78
	GIUSTI, MICHAEL	27	10/04/87
	GLASER, CHARLOTTE B	15	10/15/75
S	GLASSER, CATHERINE	3	07/08/75
	GLAZE, JOHN W	28	07/03/93
	GLEESON, JOHN E	18	10/12/91
	GLENZER, RICHARD E	22	12/27/86
ND	GLESSING, JOHN P	22	08/14/76
	GLOEGE, WILLIAM P	24	01/16/96
S	GOLDSTEIN, PAMELA	6	09/21/92
S	GOMEZ, ALICIA	15	01/08/89
	GOMEZ, ERNEST S	28	07/05/92
	GONZALES, HENRY S	25	10/04/87
	GONZALES, MARTIN	18	07/03/93
S	GONZALEZ, EMILY	25	10/21/76
D	GOODWIN, FRANK O	12	02/10/94
	GOSSNER, RONALD	22	10/24/92
D	GOUEVEIA, JAMES F	12	04/14/88
	GOW, KEITH L	15	12/24/82
	GRACIANO, JOSEPH M	15	09/17/89
	GRANUM, SHIRLEY ANN	30	10/04/87

CITY OF SAN JOSE

FEDERATED CITY EMPLOYEES' RETIREMENT SYSTEM
RETIREEES AND BENEFICIARIES FOR THE YEAR ENDING June 30, 1996

	NAME	YRS SERV	DATE RET/DTH
S	GRAVES, CLAIRE E	18	04/25/96
	GRAYSON, RUTH	15	10/29/89
	GREEN, MARY E	19	11/07/92
S	GREGORY, ANNE	10	10/01/73
	GREINER, FRANCIS L	29	04/19/80
	GRIESHAMMER, EMMA	32	06/06/81
S	GRIFFIN, ANNE G	18	07/02/75
ND	GRIFFITHS, THOMAS E	10	08/11/92
	GRISHAM, PATRICIA A	10	11/11/95
S	GROFFIE, SARAH	5	03/04/91
	GROTH, MERRILL	18	12/31/83
	GRUNDMAN, EDWARD T	12	08/20/89
S	GUADAN, MARY L	25	05/21/83
	GUERNSEY, DORIS M	10	01/28/84
S	GUERRA, SARAH	29	08/22/89
	GUIDOTTI, JAMES J	30	07/05/91
	GUIDOTTI, JOSEPH	29	01/05/80
D	GUILLEN, PAUL B	18	11/29/75
	GUISTO, JOHN J	30	10/26/91
	GUMM, ELIZA E	15	11/01/86
D	GUNN, JOANNE	5	11/10/94
	GUTERMUTE, EUNICE	17	01/01/63
S	GUTIERREZ, MARCELA	13	05/22/93
	GUTIERREZ, PATRICIA A	30	07/03/93
	GUTIERREZ, SALVADOR	30	07/03/93
	GUY, SUSAN	18	07/05/92
	GYOTOKU, AKIMI	25	01/07/90
	HAAN, STANLEY K	20	05/10/90
S	HACKNEY, DOROTHY	21	01/05/80
ND	HALENBECK, GEORGE	7	04/26/81
	HALL, DAN I	20	05/07/83
	HALL, EARL W	30	07/18/92
S	HALL, FAY L	19	01/25/76
	HALL, JAMES M	21	02/23/80
	HALL, KENNETH	31	01/06/79
	HALL, MARY E	17	07/21/90
	HALLA, THOMAS M	33	01/01/83
	HAMBY, LORRAINE	29	10/04/87
S	HAMILTON, R CAROL	26	02/02/80
S	HAMMILL, ELEANORE	22	01/12/85
	HAMMILL, ELEANORE J	17	07/01/82
	HAMRICK, EVELYN G	26	08/02/75
	HANADA, SHIZUKA	12	12/31/94
S	HAND, DAVID	7	03/09/85
S	HANDA, CLARA	24	03/30/85
	HANDA, JINGO	30	07/11/87
	HANLEY, RALPH	10	03/13/83
S	HANSEN, LINDA J	26	04/20/87
	HANSEN, PAUL A	17	04/23/83
	HANSON, BETTY N	15	02/20/88
	HANSON, ROY W	11	12/15/76
	HARAGUCHI, ESTHER H	14	04/30/83

CITY OF SAN JOSE

FEDERATED CITY EMPLOYEES' RETIREMENT SYSTEM
RETIREEES AND BENEFICIARIES FOR THE YEAR ENDING June 30, 1996

	NAME	YRS SERV	DATE RET/DTH
	HARAGUCHI, SAM I	22	03/28/81
	HARDIN, HOWARD R	30	05/11/91
	HARDY, NORMAN M	13	08/27/83
	HARNES, KENNETH D	15	08/03/85
	HARPER, JACK D	30	12/11/79
S	HARRIS, RICHARD L	12	10/22/83
	HARTLEY, LEONORA E	20	02/12/83
	HARTLEY, WILLIAM O	20	02/12/83
	HARTMAN, EDWARD	11	04/28/84
	HARVEY, DELBERT L	25	09/01/74
ND	HARVEY, KENNETH D	10	03/29/87
	HASS, ALBERT H	6	01/27/96
	HAUGHEY, GERALDINE M	15	07/23/88
#	HAUGHEY, MARILYN D	4	03/15/79
	HAWKINS, PAULINE	25	08/01/73
	HAYAKAWA, JOHN M	12	08/26/81
	HAYDEN, LONNIE A	7	07/16/77
	HAYES, DONALD R	30	10/04/87
	HAZEL, BETTY J	11	06/27/87
	HEALY, MICHAEL	29	07/03/93
	HEATH, GLENN C	19	10/04/87
	HEIKKILA, BOBBY H	16	05/30/87
	HEIN, FREDERICK	17	01/11/86
	HENDERSON, DARLYNE K	19	06/19/93
	HENDERSON, JOSEPH	30	11/07/92
S	HENDERSON, LEONARD L	5	07/02/83
	HENRY, NORMA A	15	01/19/94
	HERIMAN, LEN L	10	08/21/86
	HERNANDEZ JR, ABEL	30	10/04/87
	HERNANDEZ, EUGENE	30	05/15/93
	HERNANDEZ, FRANCISCO	28	07/10/82
	HERNANDEZ, FRANK T	29	10/04/87
	HERNANDEZ, FRED J	15	04/22/88
	HERNANDEZ, PEDRO A	23	05/21/83
	HERNANDEZ, VERA	30	02/01/92
	HERRERA, DANIEL	30	11/07/92
S	HERRERA, LUCILLE P	27	08/01/73
S	HERRERA, MARY	30	01/10/76
S	HERRERA, RACHEL M	29	07/07/75
	HESTER, GLORIA G	20	07/23/88
	HICKS, ELIZABETH J	5	11/07/89
	HIDALGO, JOSEPH	21	11/07/92
	HIGASHI, SUMI	30	10/04/87
	HILD, KARL W	29	12/09/90
	HILDERBRAND, CLARCY RAE	20	10/04/87
	HILL, MELVIN R	19	05/17/85
	HILSON, BERTHA A	15	07/16/94
	HILSON, CLYDE	20	11/07/92
	HINDIYEH, OMAR	12	04/29/83
	HIRATA, BOB M	25	03/29/81
	HITCHMAN, THOMAS M	21	11/17/90
	HITZ, GLENN	10	07/04/90

CITY OF SAN JOSE

FEDERATED CITY EMPLOYEES' RETIREMENT SYSTEM
RETIREEES AND BENEFICIARIES FOR THE YEAR ENDING June 30, 1996

	NAME	YRS SERV	DATE RET/DTH
ND	HOAG, FRANK H	12	10/18/75
	HOENES, HARRY S	19	02/01/80
	HOFFMAN, BONITA	24	04/23/83
S	HOFMANN, DOROTHY D	15	11/14/91
	HOLEMAN, ROY B	18	10/04/87
S	HOLLAND, GERALDINE M	14	01/06/79
	HOLMES, ROBERT L	10	02/03/96
	HOOVEN, ALVA R	26	12/29/84
	HORNE, NORMAN P	6	03/31/79
	HORNING, LEE W	20	10/04/87
	HOSIER, BARBARA	13	04/13/87
	HOUSE, WILLIAM E	11	03/29/80
S	HOUSEWEART, ROSE	29	02/07/76
S	HOWARD, VIRGINIA	18	09/04/91
	HOWELL, MARILYN E	17	10/24/92
	HUBBARD, LESLIE G	21	11/07/92
	HUBBARD, ROY H	27	07/14/73
	HUDSON, ELLEN CLARE	25	08/29/92
	HUERTA, MARIE F	22	10/04/87
S	HUFF, MARY M	17	02/08/86
S	HUFFMAN, MARTHA	7	04/18/96
D	HUMMER, MERRIL E	11	04/22/78
	HUNTLEY, GARY L	0	09/26/92
	HURLEY, ROBERT W	12	06/30/79
	HYDE, WILMA J	30	03/24/84
	ICHIKAWA, JAMES	26	03/20/81
	IHORI, LARRY S	15	04/15/90
	IMAMURA, GEORGE M	20	01/06/79
	IMOKAWA, HENRY	30	10/04/87
	IMOKAWA, JAMES S	28	04/19/86
	IMPERIAL, ENRIQUE S	10	03/30/96
	INAMI, MITS	18	10/04/87
	INGLIERI, RUSSELL	20	07/05/92
	INOUE, MAY	9	01/31/95
D	INOUE, TAKESHI J	9	08/11/84
ND	INTRAVIA, ANTHONY J	8	12/16/80
	IRELAND, JACK C	7	08/30/77
	IVERSON, NAOMI A	8	03/17/84
	JACKLICH, ROBERT J	25	06/29/85
	JACKLICH, STANLEY J	30	03/31/79
	JACKSON, HELEN	33	03/23/85
	JACKSON, HERBERT	13	05/14/93
	JACKSON, SHIRLEY	17	07/05/92
	JACOBI, ERWIN H	9	03/09/85
ND	JACOBSON, GEORGE	5	07/10/93
	JACOLIK, RAYMOND	22	06/11/89
	JANOLO, MARCELO B	18	07/03/93
S	JANSEN, DOROTHY	8	03/30/79
	JANZEN, DULCIE	5	07/07/91
#	JANZEN, HERMAN A	2	08/09/69
	JEFFERSON, HERMELINE	19	11/03/84
D	JENSEN, ALTON E	28	08/26/78

CITY OF SAN JOSE

FEDERATED CITY EMPLOYEES' RETIREMENT SYSTEM
RETIREEES AND BENEFICIARIES FOR THE YEAR ENDING June 30, 1996

	NAME	YRS SERV	DATE RET/DTH
	JENSEN, CHERIEL	4	05/01/94
	JEREMIAS, NANCY J	9	01/11/80
	JESSUP, CARRIE	20	11/07/92
	JIMENEZ, RAFAEL R	15	01/05/85
	JOHNSON, ALBERT L	20	11/07/92
	JOHNSON, BERTHA I	18	08/01/92
	JOHNSON, CATHERINE E	9	05/04/85
	JOHNSON, CHARLES A	29	10/04/87
	JOHNSON, DONNA	19	07/16/95
S	JOHNSON, DOROTHY	30	12/16/78
S	JOHNSON, MARIAN	16	10/04/87
	JOHNSON, ROBERT A	19	07/16/95
	JOHNSON, ROBERT L	7	08/01/79
	JOHNSON, VERNA C	16	08/09/75
	JOHNSTON, WILLIAM B	8	09/10/94
S	JOHNSTONE, ALVIRA	16	02/19/77
	JOLLY, ORVILLE	28	02/20/88
D	JONES, AMOS F	21	02/27/82
	JONES, ERLINE M	19	10/04/87
D	JONES, EVELYN	21	11/10/94
	JONES, FARREL	13	06/28/89
	JONES, JUANITA H	12	03/14/92
	JONES, KENNETH D	23	07/03/93
	JONES, LUCILLE L	11	09/03/77
	JONES, MARVENE	30	08/29/92
S	JONES, ROSE S	7	09/11/82
D	JOYCE, LORETTA N	20	03/14/91
S	JUAREZ, EDITH	20	12/18/68
S	JUAREZ, GUILLERMINA P	24	11/21/81
	JUAREZ, JANIS R	18	10/26/91
S	JUAREZ, JANIS R	30	01/05/80
	JUAREZ, LUIS G	18	03/31/79
	JUAREZ, LUIS R	30	07/05/81
D	JUMANAN, ALICIA B	4	10/14/93
S	KALNINS, STEFA	12	04/01/78
	KAMMERER, AURORA	12	09/25/83
	KANN, MARY JANE	15	10/17/87
ND	KAPELL, CHERRY	10	05/12/91
ND	KARLS, RICHARD C	27	04/13/89
	KARREN, RICHARD K	26	01/03/81
	KARSTEDT, V ELIZABETH	5	09/04/80
	KASPAR, DOROTHY	18	04/16/89
	KATAYAMA, TSUNEO	30	04/04/87
	KAVANAUGH, GLORIA J	15	12/18/82
	KAWABATA, YUKIO	26	01/31/87
	KELLERMAN, TWYLA	9	03/06/86
	KELLY, EUGENE	29	03/31/79
	KELLY, JOHN M	12	02/28/82
	KEMPER, PAUL	21	05/14/93
	KENDALL, ROSALIE	9	01/03/81
	KENNEDY, JAMES D	19	07/03/93
ND	KENSIT, JOHN C	17	04/13/95

CITY OF SAN JOSE

FEDERATED CITY EMPLOYEES' RETIREMENT SYSTEM
RETIREEES AND BENEFICIARIES FOR THE YEAR ENDING June 30, 1996

	NAME	YRS SERV	DATE RET/DTH
	KENTON, ROBERT W	30	07/03/93
	KERR, JAMES W	9	06/01/96
	KEVORKIAN, HARRY	25	01/03/81
	KIMBALL, ROBERT S	20	01/06/68
	KIMBLE, DOROTHY J	10	03/31/91
	KING, EVERETT A	15	08/06/74
	KINNEY, CAROLYN	8	05/17/89
	KIRBY, JOSEPH C	16	10/04/87
	KISSINGER, DENNIS P	16	12/13/86
S	KITTLE, REBECCA F	6	03/31/84
S	KITTLER, WILFRED	20	01/11/85
	KIZIS, CLIFFORD	19	02/15/86
	KLEIN, IRVING L	21	04/09/83
	KLEIN, LOU ANNA E	21	08/09/86
	KLEINER, RICHARD I	22	03/19/96
	KNOFLER, FRANKLIN D	28	02/01/79
	KNOX, ROBERT L	8	05/04/96
	KNUTZEN, THEODORE J	28	10/04/87
	KOBAYASHI, GEORGE	31	05/22/93
	KOENIG, DONALD V	30	04/04/83
	KOHN, MARGARETE U	15	10/22/94
	KOMARA, MARGARET A	8	07/28/79
	KONATSU, MARGIE C	28	10/04/87
	KOSLOSKE, FRED C	7	08/27/88
D	KOSTER, GENE V	17	07/05/74
S	KOUNTZ, ROUCHANN	17	12/24/94
	KOUVALAS, PAULINE	7	11/06/88
S	KRAUSE, DOROTHY L	28	08/01/73
D	KRAYNICK, MARGARET J	18	10/01/65
	KRENZ, CARROLL	0	07/22/90
ND	KUBAL, DELORIS V	7	10/28/90
	KYLE, GERALDINE V	19	11/08/86
	KYLE, JAMES W	10	12/03/89
D	KYSETH, ALLEN G	5	07/11/91
S	LA MAR, NELLIE P	17	03/01/66
	LA POINTE, NORMAN A	20	03/01/86
	LA RAGIONE, JOSEPH	34	12/19/81
	LA ROCCA, SAMUEL T	30	08/01/92
D	LAGATTUTA, ENZI J	24	02/14/84
	LAGATTUTA, ROSALYNN A	24	02/14/84
	LAINÉ, WILLIS A	12	01/07/81
D	LAMARRA, ANTHONY	28	05/15/76
	LANDEROS, EMANUEL	21	01/07/90
	LANDIS, DORIS M	17	02/19/77
S	LANE, ELEANOR L	6	04/30/77
	LARA, JOE S	29	09/14/77
	LARA, LEE H	24	03/26/83
	LASKIN, FRANKLIN T	27	10/01/83
S	LAUBENHEIMER, PETER	11	04/18/93
	LAUE, RICHARD F	18	02/28/81
	LAUGHLIN, CAROL	5	06/20/96
S	LAURANCE, ERVIN	19	07/28/84

CITY OF SAN JOSE

FEDERATED CITY EMPLOYEES' RETIREMENT SYSTEM
RETIREEES AND BENEFICIARIES FOR THE YEAR ENDING June 30, 1996

	NAME	YRS SERV	DATE RET/DTH
S	LAWRANCE, MARIE	15	03/26/82
D	LAWRENCE, EUGENE A	6	08/11/94
	LAWS, JOHN W	27	11/01/86
S	LE SUEUR, DOROTHY	8	02/27/82
	LEAF, ERNEST R	20	04/03/82
	LEANOS, ANTONIO	27	10/19/85
S	LEASURE, JEWELL	16	12/01/86
	LEE, CURTIS O	30	10/04/87
	LEIBOLT, JEAN H	11	02/18/78
S	LEININGER, MARY S	36	02/04/65
	LEMIEUX, THOMAS R	28	10/04/87
	LENNON, P J	26	08/01/73
	LEONARD, JEAN	30	09/26/92
	LEONARDINI, ROSE S	8	06/30/78
	LESLIE, DONALD L	21	02/01/69
	LEVANDOWSKI, HERBERT	18	07/25/82
D	LEWIS, KENNETH D	14	05/19/84
S	LEWIS, NAOMI	10	12/01/84
	LEWON, SIDNEY M	5	04/01/79
	LIBBY, RALPH	19	09/08/89
	LICK, FREDERICK A	27	10/24/92
	LICKWAR, FRANCIS N	25	03/29/80
	LILLO, JOSEPH D	23	05/01/71
	LINCOLN, ROBERT M	26	09/01/84
S	LIVELY, PATSY	17	11/07/92
	LOCKWOOD, ARTHUR L	15	04/18/87
	LOCKWOOD, JOAN M	13	06/02/96
	LOCONTE, WILLIAM M	30	10/04/87
	LOMBARDO, VITO J	20	05/30/87
	LONERO, PIETRO	21	08/13/94
ND	LONG, JAMES P	13	05/14/78
#	LONG, THOMAS A	1	01/16/68
	LOO, DOROTHY	8	01/24/87
S	LOPAUS, ROY C	9	05/04/90
	LOPES, JOHN W	30	08/11/90
D	LOPEZ, RUBEN G	17	02/09/95
	LOPEZ, VINCENT S	29	10/04/87
	LOSQUADRO, FRANK J	15	01/08/89
	LOTZ, NATHALIE I	22	07/03/93
	LOUDIN, JEAN C	15	08/16/86
	LOUGHLIN, LOWELL	15	01/22/92
	LOUIS, EDWIN B	30	10/04/87
	LOWE, DOROTHY D	30	10/04/87
	LOWE, JAMES G	29	11/07/92
S	LOYD, HELEN	15	02/11/90
	LOYST, GERALDINE M	11	01/02/90
S	LOZANO, CANDELARIA	20	08/18/79
	LUCCHESI, JOHN P	33	01/06/79
	LUCERO, FRANK A	14	07/23/92
	LUDLOW, RICHARD	29	07/03/93
	LUDWIG, CHARLOTTE E	13	06/21/86
	LUND, BEATRICE M	15	06/11/89

CITY OF SAN JOSE

FEDERATED CITY EMPLOYEES' RETIREMENT SYSTEM
RETIREES AND BENEFICIARIES FOR THE YEAR ENDING June 30, 1996

	NAME	YRS SERV.	DATE RET/DTH
	LUNDIN, DOLORES	0	10/04/87
S	LYNCH, MAY	23	11/18/82
	LYONS, THAYER D	8	08/27/83
	MAASEN, DIRK	15	05/14/88
	MAC DIARMID, HUGH C	26	07/03/93
	MAC DONALD, MARY R	7	07/03/78
	MAC KENZIE, JAMES E	30	10/23/93
	MAC TAGGART, NORMAN A	29	08/06/88
	MACIAS, MANUEL	11	02/18/90
	MACRAE, DONALD S	24	07/16/73
	MADONIA, RALPH	30	02/03/79
	MAGGETTI, PAUL	25	08/01/74
	MAGSAYSAY, MARIO V	15	08/13/94
D	MAGUD, DOREEN	28	09/01/74
ND	MAHER, WILLIAM E	6	08/11/94
S	MAHONEY, META	20	08/27/77
	MAKISHIMA, VIOLET	17	11/07/92
	MALCOLM, EDITH F	15	04/26/86
	MALLERY, JAMES	21	07/05/91
	MALLON, ELEANOR C	5	09/30/78
#	MALM, LUCY C	3	07/12/78
D	MANSFIELD, FRED	15	02/01/70
	MARCELLA, FRED	26	10/10/92
	MARCUS, SUSAN T	5	12/14/85
	MARIANELLI, ANGIE M	11	02/18/78
S	MARIN, MELBA	18	10/01/95
	MARKS, HELENE S	22	07/03/93
	MAROTZ, ROBERT W	21	08/29/92
	MARSH, JOHN W	27	01/04/92
	MARSH, RICHARD B	6	06/01/79
	MARSHALL, THOMAS E	23	10/04/87
	MARSTON, RICHARD W	5	05/08/88
S	MARTIN, ANNE E	24	09/13/87
	MARTIN, ANNITA K	21	11/07/92
	MARTIN, CRYSTAL M	10	09/14/91
	MARTIN, JAMES L	22	08/13/93
	MARTIN, MARGARET	8	10/01/89
	MARTIN, MICHAEL A	20	03/04/78
	MARTIN, NORMAN L	15	12/17/94
	MARTIN, ROBERT E	15	09/03/83
S	MARTINAS, SHARON	12	03/26/96
	MARTINEZ, BELARMINO	24	10/04/87
	MARTINEZ, GILBERT	30	04/29/78
	MARTINEZ, HENRY S	19	01/12/85
	MARTINEZ, JOSE A	25	07/30/88
	MARTINEZ, ORA S	8	06/16/95
	MARTINEZ, RICARDO G	20	01/02/91
D	MARTINEZ, ROBERT B	22	01/01/84
	MARTINEZ, TONY N	30	11/07/92
#	MARZLUFT, JACK M	3	08/21/86
	MASCARENAS, RICHARD R	17	03/03/91
	MASON, CLYDE	30	02/08/78

CITY OF SAN JOSE

FEDERATED CITY EMPLOYEES' RETIREMENT SYSTEM
RETIREEES AND BENEFICIARIES FOR THE YEAR ENDING June 30, 1996

	NAME	YRS SERV	DATE RET/DTH
S	MASSA, DOROTHY M	37	08/02/75
	MASSEN, JOHN B	11	07/01/75
	MASSUCCI, LOUIS	30	10/04/87
D	MASTORAKIS, PAUL	14	02/09/95
D	MATA, ROBERTO J	17	06/09/94
	MATTHEWS, DONNALEE	9	06/24/90
	MATTHIESEN, ARTHUR R	37	06/01/84
S	MATTOS, MILLIE C	22	10/26/71
	MATUSIEWICZ, THADDEUS C	7	07/16/94
	MAURER, CLIFFORD E	19	07/18/92
	MC CABE, FRANCES A	9	04/16/88
S	MC CALL, RUTH M	30	05/17/86
	MC CANN, ALICE C	14	03/22/86
S	MC CLARD, CARL D	6	05/03/85
	MC CLINTOCK, HARRY M	24	12/30/95
S	MC CLINTOCK, JUNE	10	06/12/82
	MC CLURE, ALLAN S	5	07/10/91
	MC COY, LOVELL	18	07/05/92
	MC COY, MYRNA	16	07/06/91
	MC COY, RICHARD C	21	07/25/91
	MC CREADY, JACK D	24	01/08/77
	MC DONALD, EDWARD J	17	05/02/87
	MC DONALD, JEANIE K	9	12/25/91
	MC DONALD, MELVIN A	11	08/01/76
	MC DONNELL, RICHARD D	27	07/03/93
S	MC DONOUGH, MARY E	18	12/19/81
	MC ELROY, EILEEN M	17	10/24/92
	MC EWEN, SCOTTY A	8	11/01/81
	MC FADDEN, DANIEL H	6	04/21/95
	MC FARREN, HARLAN E	22	07/24/77
S	MC GAHEY, IMOGENE	21	09/09/78
	MC GEE, DOROTHY L	10	02/20/82
	MC GOVERT, ESTHER A	18	08/21/82
	MC GOWAN, JOYCE E	17	08/28/93
	MC GOWAN, THOMAS F	14	08/01/66
	MC GREEN, ARLINE	9	12/01/83
	MC GUIRE, KATHLEEN	23	09/12/92
	MC GUIRE, MARIE L	11	03/05/89
#	MC INNERNEY, ALLODENE F	1	11/17/88
	MC KISSICK, GEORGE E	27	11/07/92
	MC LAUGHLIN, MARDELL M	7	07/31/82
	MC MURRAY, KATHRYN R	7	04/27/87
	MC NABB, LOIS	17	11/07/92
	MC RAE, LAURA	20	03/30/80
	MCLEOD, WILLIAM	20	05/15/93
D	MCMILLIN, JOAN ELIZABET	8	08/13/92
S	MEAD, COLLEEN L	11	12/01/79
	MEAGHER, FREDERIC W	10	01/02/80
S	MEARNS, MARY L	10	04/14/88
S	MEDINA, JUANITA	16	02/25/84
	MEDINA, RALPH	23	12/18/83
	MEDINA, VICTOR	24	11/07/92

CITY OF SAN JOSE

FEDERATED CITY EMPLOYEES' RETIREMENT SYSTEM
RETIREEES AND BENEFICIARIES FOR THE YEAR ENDING June 30, 1996

	NAME	YRS SERV	DATE RET/DTH
	MEDNICK, LORRAINE	16	01/23/89
	MEIER, MARCIA	16	05/31/86
	MEIER, PAUL R	30	01/05/80
	MEJIA, FRANCISCO V	14	06/19/93
	MELEEN, DAVID	26	01/04/92
D	MELENDEZ, CAROL	10	06/18/86
	MELENDEZ, DOMINADOR S	20	11/07/92
	MELLO, FRANK L	22	03/31/79
	MELSON, DWIGHT	30	03/03/91
	MENARES, MANUEL	24	11/07/92
S	MENDEL, ESTHER W	11	07/15/64
	MENDEZ, ROMEO	22	07/03/93
	MENDOZA, ART T	28	10/04/87
	MENDOZA, JOSE F	25	01/10/74
	MENNING, ROY KURT	25	04/07/84
	MERAZ, GILBERT	33	11/07/92
	MERCADO, EDMUND	12	04/30/89
	MERITT, ROBERT L	20	04/29/90
	MERRILL, KARLIN A	15	07/01/90
	MESSA, JO DEE	29	11/07/92
	MESSA, PAUL G	29	10/04/87
	MESSINA, RICHARD A	22	01/05/80
	MESTICE, MADELINE V	28	01/06/79
S	METZGER-MORRIS, BETTE J	22	09/01/71
	MEYERS, DONALD J	18	05/10/85
	MIGNEAULT, IRENE T	5	01/23/77
	MIGUELGORRY, DONNA M	6	12/31/94
S	MIKLICA, MARY E	13	06/05/83
	MILLEN, MARY M	7	09/01/84
S	MILLER JR, KENNETH	11	12/21/95
S	MILLER, CHRISTINE	11	12/21/95
ND	MILLER, CLETUS L	11	03/14/91
	MILLER, ESTHER F	18	01/10/81
	MILLER, EVELYN J	15	07/06/91
S	MILLER, NAOMI A	24	03/31/79
	MILLER, NORMAN G	17	03/08/86
	MILLER, RAYMOND C	8	07/14/81
	MILLER, SHIRLEY A	12	07/05/92
	MILLER, WILLIAM E	26	06/25/88
	MISAWA, YURIKO N	30	03/22/86
	MITCHELL, FREDDY L	19	10/04/87
	MIURA, AKIO	30	10/04/87
	MIYASAKI, VON C	28	10/04/87
	MOLDENHAUER, PEGGY	10	03/02/85
	MONTIJO, RAYMOND A	26	10/23/82
D	MOODY, THOMAS K	17	08/18/84
	MOONEY, JAMES G	21	10/04/87
	MOORE, CATHERINE M	7	08/01/80
	MOORE, JERRY L	18	10/04/87
D	MOORE, JO ANNE	20	07/19/80
S	MOORE, LOIS D	14	03/28/85
	MOORE, MAXINE	5	04/12/86

CITY OF SAN JOSE

FEDERATED CITY EMPLOYEES' RETIREMENT SYSTEM
RETIREEES AND BENEFICIARIES FOR THE YEAR ENDING June 30, 1996

	NAME	YRS SERV	DATE RET/DTH
	MOORE, RICHARD H	25	11/01/86
ND	MORA, MANUEL C	11	05/11/89
S	MORALES, JOYCE	4	05/09/78
D	MORALES, RAYMOND K	9	10/23/82
ND	MORENO, CHARLES	23	10/14/93
	MORENO, EDWARD	30	10/04/87
	MORENO, JENNIE V	25	03/26/77
D	MORENO, MARIA E	3	09/24/86
	MORENO, MUCIO	30	04/02/93
	MORGENTHALER, LAVONNE	17	11/07/92
	MORI, GRACE E	18	11/07/92
	MORIMOTO, TADASHI	20	03/03/79
	MORREALE, FRANK J	15	01/06/91
	MORRIS, ANNA M	9	05/15/76
	MORRIS, JACQUELYN	24	11/25/88
D	MORRIS, JAMES F	29	11/29/75
	MORSS, JEAN Y	32	08/02/75
	MOUBER, SEYMOUR	1	06/12/76
	MULVANY, ROBERT L	27	12/21/85
D	MUMFORD, JOHN O	15	12/12/91
	MUMFORD, JUNE H	14	04/29/94
	MUNGER, MARION A	19	03/23/85
	MUNIZ, JOHN	15	03/04/90
S	MUNSON, VELMA	21	01/09/82
	MURILLO, NORMAND B	30	07/26/80
	MURPHY, DOROTHY P	11	09/22/84
	MURPHY, JEWEL J	11	06/14/92
	MURPHY, WILLARD I	6	03/29/80
	MURRAY, CHRISTINA C	9	07/14/90
	MURRELL, RONALD A	26	07/16/83
	MYERS, DONALD R	28	03/20/76
	NAGAREDA, AMY L	17	07/20/91
	NAKAMOTO, RICHARD	21	11/07/92
	NAKANO, FLORENCE	17	08/15/92
	NASELLO, THELMA M	20	09/12/92
#	NAST, WILLIAM	2	08/19/83
	NATIONS, SANFORD I	27	10/04/87
S	NAVARETTE, CIPRIANO	6	02/07/93
	NAVARRO, ANGELO	31	01/05/80
	NEGOVAN, ALBERT L	19	01/27/96
	NELLANY, JOHN W	29	04/19/86
S	NELSON, CARL	5	06/18/88
	NELSON, MARGARET F	29	10/29/66
	NELSON, STANLEY R	28	10/24/92
	NEUGEBAUER, FRANCIS A	30	12/29/84
	NEWCOMER, ELIZABETH F	8	07/23/88
	NEWFARMER, GERALD E	6	09/13/95
	NEWFARMER, PATRICIA N	6	09/13/95
	NGUYEN, LE-VY	11	07/01/95
	NICHOLAS, PHILLIP	23	10/05/85
	NICHOLSON, ROBERT C	21	10/24/92
	NICKELL, BENNIE D	16	09/18/84

CITY OF SAN JOSE

FEDERATED CITY EMPLOYEES' RETIREMENT SYSTEM
RETIREES AND BENEFICIARIES FOR THE YEAR ENDING June 30, 1996

	NAME	YRS SERV	DATE RET/DTH
	NICKINELLO JR, ANTHONY	17	07/03/93
	NICKSON, FRANK E	20	03/18/90
	NICOLETTA, SALVATORE A	25	09/30/78
	NIELSEN, DOROTHY A	21	07/03/93
	NIEMANN, ROBERT F	22	09/25/82
ND	NIGRO, DOROTHY L	9	03/01/79
S	NISSEN, AILEEN	26	08/02/75
	NIVER, GERRIT	15	03/22/82
	NOLAN, ALICE R	14	06/27/78
	NORGAARD, RICHARD J	19	05/18/85
	NORMAN, HELENE C	16	03/30/91
S	NORMANDY, RACHEL	22	02/25/96
	NORWIG, ANN MARY	5	12/18/82
D	NUNES, CAMI M	9	03/14/96
	NUNEZ, M JEANNINE	19	07/08/90
	NUNEZ, MANUEL	19	01/04/92
	NUTTER, SHELDON H	12	02/08/86
	O HARE, ANNA M	8	10/15/88
	O'BRIEN, ESTHER A	28	07/03/93
D	O'BRIEN, LORRAINE M	3	01/07/78
S	O'CONNOR, JAMES M	6	03/13/78
ND	O'HEARON, ELEANOR K	14	11/15/75
	O'NEIL, DIANE C	12	10/01/86
D	OCCHIPINTI, BARBARA A	8	06/21/86
	OEHLERT, JOE D	9	01/15/83
	OGAWA, YONEKO	21	09/26/92
	OGDEN, JOSEPH H	32	05/03/66
	OISETH, EDMUND R	17	12/31/74
	OKUN, MELVYN S	26	08/01/92
ND	OLIMBA, DIONISIO	15	08/11/94
D	OLIVAS, SOLEDAD O	7	07/01/82
	OLIVER, DREXEL W	25	10/04/86
	OLIVER, ROBERT L	30	02/04/78
	OLIVER, WILLIAM A	27	02/01/73
	OLIVERI, AUGUSTINE S	29	11/07/92
	OLSON, FRANCES J	21	04/05/86
	OOSTERMAN, RITA L	30	10/09/93
	OROZCO, ROBERTA S	13	06/19/93
S	ORR, LODY O	7	05/20/89
	ORTEGA, DELORES	21	10/04/87
	ORTEGA, MIKE	21	10/04/87
	ORTEGA, STANLEY	30	06/27/87
	ORTIZ, SYLVIA	27	10/04/87
S	OSBORN, LAVON L	11	05/24/90
#	OSTROWSKI, LORRAINE	4	09/07/81
	OSWALD, SHIRLEY M	16	02/29/92
	OVERSTREET, JAMES H	29	10/24/92
D	OVERTURF, DALE R	11	02/08/90
	OWENS, FRANK M	25	04/25/92
	PABST, DONALD J	30	03/02/85
	PACHECO, ALBERT	28	01/10/76
	PACHECO, ANTHONY P	30	04/26/80

CITY OF SAN JOSE

FEDERATED CITY EMPLOYEES' RETIREMENT SYSTEM
RETIREEES AND BENEFICIARIES FOR THE YEAR ENDING June 30, 1996

	NAME	YRS SERV	DATE RET/DTH
	PACHECO, EDWARD	25	07/06/77
	PADILLA, ALFREDO	26	03/22/86
	PADILLA, JOSE G	29	01/08/89
	PAGE, CAROLYN F	24	11/07/92
	PAGLIARO, AMELIA C	15	07/16/89
	PALERMO, LORAYNE M	24	10/28/90
S	PALLA, ELMA	22	04/16/73
S	PAMPALONE, DORIS	26	07/01/68
S	PANGRAC, ARDYCE H	12	07/20/85
	PAPA, PHYLLIS P	15	10/17/87
	PARISH, VERNA L	22	11/01/74
D	PARKER, JOVETA	14	09/10/92
	PARKER, VELMA L	6	04/30/95
	PARLEE, MAY M	5	04/27/96
	PARSONS, RUTH	16	05/16/87
	PASCUA, INOCENCIO P	17	07/31/93
	PASKERT, JOSEPH D	23	01/07/90
#	PATEL, HASMUKH	1	08/26/89
	PATRON, JOSEPHINE C	22	05/09/70
	PATTEE, MARGARET R	17	06/10/78
	PATTY, EVELYN M	24	03/30/85
	PATZ, EDWARD	30	10/04/87
	PAVKOV, PETER	16	02/13/82
	PEDIGO, ALICE B	21	03/06/77
	PEELER, ELEANOR	19	11/07/92
S	PELAVA, MICHAEL	0	03/19/94
ND	PELTON, CAROLYN V	7	08/11/94
S	PEMBERTON, MELBA	18	03/30/84
S	PENA SR, JAIME	12	08/05/93
	PEREDO, GEORGE H	12	02/03/91
	PEREGRINO, RAUL	10	12/31/83
S	PEREIRA, MARILEE	13	09/25/87
	PERKINS, DEAN	15	05/14/89
	PERKINS, SAMMIE	14	11/01/95
S	PERRICELLI, ROSE M	25	12/11/72
ND	PETERSON, BETTY L	5	02/10/94
	PETERSON, CLAIRE M	15	03/28/87
	PETERSON, DONALD G	18	01/30/95
	PETRY, NELL H	9	07/01/74
	PHELPS, ROBERT C	25	02/09/85
	PHILLIPS, WILLIAM L	13	10/31/94
	PHILPOTT, ARTHUR B	35	02/01/72
ND	PICAZO, ALICE N	13	09/14/89
	PICAZO, PABLO	25	10/04/87
	PIEDAD, ILDEFONSO B	30	07/05/92
	PIFER, JULIE C	27	07/21/92
S	PINKSTON, BONNIE	24	01/05/80
	PINON, ALBERT	6	12/23/81
	PIRIE, ANNETTE	10	12/17/89
	PISTELLO, ANTONIO J	30	04/25/81
	PLATIRO, EUSIBIO	26	01/20/91
	POLIZZI, JOSEPH S	9	03/26/83

CITY OF SAN JOSE

FEDERATED CITY EMPLOYEES' RETIREMENT SYSTEM
RETIREEES AND BENEFICIARIES FOR THE YEAR ENDING June 30, 1996

	NAME	YRS SERV	DATE RET/DTH
	POOLE, ADA C	17	10/04/87
	POPOVICH, JOHN	30	01/07/90
	PORROVECCHIO, SAM M	21	10/04/87
	PORTILLO, GILBERT Y	23	10/04/87
	POTTER, GRACE C	12	12/06/78
	POWELL, RUTH L	15	02/20/88
S	PRAISEWATER, GRACE W	28	02/01/74
	PRATT, THOMAS D	13	04/24/85
	PREADER, ROBERT P	30	11/07/92
	PRESSLEY, GLADYS O	5	04/04/87
	PRESTIGIACOMO, GEORGE F	24	10/09/82
ND	PRESTOSA, ANGELO D	17	06/13/96
	PREUITT, SHIRLEY ANNE	0	08/29/92
	PRICE, RICHARD E	9	02/19/80
	PRICKETT, JOHN S	16	01/13/96
S	PROCTOR, CONA	5	07/26/86
S	PRUITT, IRENE T	15	09/05/76
	PULIDO, EMILIO	24	10/04/87
	QUAIN, RONALD C	30	05/25/91
	QUINTANA, JOSE C	27	10/04/87
	QUIRLEY, PHYLLIS J	15	01/11/86
ND	RADLER JR, JOSEPH C	12	10/04/75
	RADON, JOHN J	20	01/28/84
S	RAGSAC, ELEANOR	5	12/22/88
	RAICHE, LEO M	17	06/01/75
	RAINES, THOMAS	14	01/31/95
S	RAMOS, MARY LOU	19	12/01/81
S	RAMSAUR, ILENE R	19	08/01/76
	RAO, HELEN	15	10/16/93
	RAPOZA, ARNOLD C	30	01/25/86
S	RAQUINIO, JUANITA B	26	01/07/78
	RASMUSSEN, CHARLENE	19	09/12/92
ND	RAUCH, FRANCIS J	13	08/11/94
	RAY, JESS R	14	06/19/93
	READER, JOHN	5	03/31/94
	REBELLO, ANN M	18	08/29/92
	REBHAN, BELMAN E	30	10/04/87
D	REED, JOANNA J	2	04/01/78
	REED, RICHARD O	22	01/05/91
S	REEVES, SUSAN D	6	01/17/81
S	REHLING, ESTERI	15	09/17/77
#	RENDLER, MARIAN W	3	08/18/66
	RENDLER, RICHARD E	30	11/07/92
	REYES, PHILIP R	10	10/01/89
	REYES, RAFAEL H	18	09/08/84
	REYNOLDS, CLIFTON G	30	10/24/92
	REYNOLDS, HENRY J	25	07/03/93
	REYNOLDS, MARY E	28	10/04/87
	REYNOLDS, NANCY	25	07/03/93
	RHODES, DARLA J	28	10/04/87
	RICCOBONO, HARRY P	21	10/24/92
S	RICHBURG, VERNA	24	03/16/83

CITY OF SAN JOSE

FEDERATED CITY EMPLOYEES' RETIREMENT SYSTEM
RETIREEES AND BENEFICIARIES FOR THE YEAR ENDING June 30, 1996

	NAME	YRS SERV	DATE RET/DTH
	RICHTER, ANNETTE A	27	10/04/87
	RIEMER, PAUL	21	11/07/92
	RINGROSE, JOSEPH S	10	02/28/91
	RIVARD, EMERSON R	17	06/30/84
S	RIVAS, JOSEPH A	3	12/08/88
	RIVERA, ALBERT M	30	10/04/87
	ROBERSON, VIOLET	21	07/03/93
	ROBERTS, CHARLES R	30	12/12/81
	ROBERTS, J C	17	12/11/82
	ROBERTS, RICHARD G	15	04/02/89
D	ROBERTS, TIMOTHY W	4	09/08/94
S	ROBERTSON, BETTY	21	04/08/93
	ROBINSON, GEORGE A	6	03/29/80
	ROBINSON, HENRY D	30	01/09/88
D	ROBINSON, JOHN W	17	10/14/93
	ROBINSON, JOSEPH W	10	05/23/81
	ROBINSON, KAY R	10	09/03/89
S	ROCHA, MARGARET	28	09/17/89
	ROCK, PAULA	3	06/01/77
	RODGERS, ALBERT	26	04/01/90
	RODRIGUES, WILLIAM J	29	01/18/92
	RODRIGUEZ, DAVID S	30	07/05/92
S	RODRIGUEZ, MICHAEL	16	10/04/87
	RODRIGUEZ, VICTOR M	30	10/04/87
	ROGERS, EULA C	13	07/09/77
D	ROGERS, GARY D	13	09/14/95
	ROGERS, ROBERT	23	01/04/86
	ROGGEVEEN, ROBERTA A	8	01/31/88
	ROJAS, ROSALIE Z	21	10/04/87
	ROJO, FRANK O	18	01/04/92
	ROLDAN, GONZALO S	14	07/29/95
	ROLLINS, SARAH	5	08/25/80
	ROMERO, DEMETRIO	26	09/25/82
	ROMICH, RICHARD	5	04/30/90
	ROMINGER, PAUL	11	01/22/77
	ROSE, C WILLIAM	30	08/29/92
	ROSE, VIRGINIA	6	05/20/95
	ROSEBLADE, ELMER W	26	12/21/73
	ROSEN, HAROLD S	5	03/01/79
	ROSENDIN, HENRY A	27	03/29/80
S	ROSENTHAL, LILLIAN	15	02/02/80
	ROSENTHAL, MARSHALL B	40	01/31/87
D	ROSILLO, FAUSTINO T	10	12/08/94
	ROSSI, ANGELO	19	06/01/90
ND	ROTHER, JAY E	5	01/02/80
	ROTI, PETER P	26	01/03/81
	ROUDEBUSH, MARY M O	5	08/26/94
	ROUSE, CHARLES S	25	05/19/84
	RUCH, BOB A	11	01/06/79
	RUDY, EUGENE C	16	07/12/77
	RUE, ELIZABETH J	19	10/04/87
	RUH, HAROLD L	19	12/27/89

CITY OF SAN JOSE

FEDERATED CITY EMPLOYEES' RETIREMENT SYSTEM
RETIREEES AND BENEFICIARIES FOR THE YEAR ENDING June 30, 1996

	NAME	YRS SERV	DATE RET/DTH
	RUIZ, ANGEL B	30	07/11/87
D	RUIZ, ANTONIO	28	06/20/85
	RUIZ, ESPERANZE	30	07/11/87
	RUIZ, JOSE L	19	06/04/94
	RUIZ, MAGDALENO M	6	05/29/78
S	RULE, GENE YVONNE	28	01/05/88
	RUSTON, DERYL P	26	10/04/87
	RYAN, TERRY L	7	05/15/89
	SAALWAECHTER, GENE G	12	11/06/82
	SABORI, ESTHER	19	10/04/87
	SACZYNSKI, EDWIN	21	10/24/92
	SADLER, GLORIA	20	04/27/91
	SAFFARIAN, JALIL	16	08/05/90
	SAITO, HASHIME	10	12/24/77
	SAKAMOTO, GORDON H	30	10/24/92
	SALAZAR, MAURICIO G	31	02/22/86
D	SALAZAR, RAMON L	10	02/11/88
	SALBERG, HELEN T	29	07/07/91
	SALISBURY, DOROTHY L	6	01/31/81
	SALISBURY, HERBERT E	16	06/27/87
	SALSBUY, JANICE	15	06/09/90
	SAMS, NAOMI G	22	07/05/92
	SAMSEL, EDWARD L	29	01/24/76
	SANBORN, HUGH W	7	03/03/79
	SANCHEZ, CRISTOBAL	18	07/03/93
	SANCHEZ, GILBERT	18	10/10/91
	SANCHEZ, MANUEL G	21	08/01/92
	SANCHEZ, RAYMOND F	29	10/04/87
	SANDA, SHIRLEE M	30	11/07/92
	SANDERS, DALE O	19	12/20/86
	SANDERS, HARRY A	31	05/14/88
	SANDOVAL JR, GABRIEL L	30	06/05/93
	SANDOVAL, CONSTANCE M	30	03/02/91
	SANDOVAL, DANIEL	21	11/07/92
	SANDOVAL, ELDO	22	03/31/95
	SANDOVAL, PETER J	28	09/14/77
	SANTO, ROLAND Y	20	09/26/92
	SANZONE, ANTOINETTE	20	11/06/82
	SAPPINGTON, ROBERT	31	09/01/84
	SARKAR, GOUTAM	14	11/01/86
	SAUCEDO, ALFONSO	16	06/21/80
S	SAUNDERS, VIRGINIA D	6	09/17/76
	SAVA, JAMES E	18	07/25/87
D	SAVEDRA, ARTHUR F	23	11/23/85
	SAVEDRA, BEATRICE	23	05/02/92
	SAXON, DIANA L	8	08/24/94
	SCAGLIONE, JOE	30	11/07/92
	SCAGLIONE, STEVE	26	08/01/73
ND	SCATES, ORVAL T	7	10/16/81
	SCHIRLE, ALIDA	34	03/01/64
	SCHIRTZINGER, DAVID	23	05/22/93
	SCHMAE, FRED	27	11/07/92

CITY OF SAN JOSE

FEDERATED CITY EMPLOYEES' RETIREMENT SYSTEM
RETIREEES AND BENEFICIARIES FOR THE YEAR ENDING June 30, 1996

	NAME	YRS SERV	DATE RET/DTH
	SCHMIDT, FRED	18	12/31/83
	SCHRECKENGOST, RALPH W	9	12/31/81
	SCHRULL, ELSIE D	21	08/01/92
	SCHULTZ, GEORGE E	21	04/28/84
	SCHULTZ, WILMA T	4	03/29/80
	SCHULZE, BARBARA A	30	04/04/96
#	SCOTT, BETTY Z	2	04/07/81
	SCRIBNER, ELWYN L	19	05/12/79
S	SEAMAN, MARY G	23	03/13/72
D	SEEKINS, BRUCE L	8	08/11/94
	SEGER, JULIANNE	25	07/01/76
#	SELLAROLE, REGINA C	3	01/24/76
	SELVA, JOHN P	21	01/18/81
	SELVA, SALVADOR	25	06/01/73
S	SERIO, JOANNE	30	07/05/92
S	SERRANO, RUTH	30	01/06/80
	SERVOS, KENNETH	28	09/13/86
	SETZER, HAROLD L	14	06/19/93
	SEVILLA, DENNIS	8	01/25/93
	SEWARD, STEVEN J	30	01/20/79
	SHAFFER, ROSEMARY M	6	07/12/84
	SHANEN, ARTHUR E	23	01/01/83
	SHANEN, CHARLOTTE L	22	01/01/83
S	SHANNON, BARBARA E	17	08/17/79
	SHANNON, BARBARA E	6	08/15/83
S	SHARPS, BETTY S	21	02/28/81
	SHEEHAN, JERRY M	27	01/04/87
	SHEELY SR, WILLIAM E	5	06/05/81
	SHEELY, DORIS S	17	10/24/92
	SHEPHERD, LOWELL D	17	10/23/93
	SHERMAN, JAMES R	16	09/11/88
D	SHERROD, BENJAMIN L	5	04/09/92
	SHIELDS, BEVERLY C	15	12/03/94
	SHIELDS, ROBERT J	16	05/30/81
	SHIGEMOTO, KATHERINE N	7	07/04/87
	SHILLING, RICHARD D	27	01/10/76
	SHORTT, WILLIAM H	17	07/05/92
	SHUH, CLARENCE J	16	12/13/86
	SILVA, BETTY L	15	01/06/84
	SILVA, RAYMOND	30	07/05/92
	SILVA, SHERYL R	24	07/17/93
	SILVAS, ARTHUR M	28	01/25/76
	SILVER, ANNE M	18	10/04/87
	SILVERSTEIN, RUTH	15	04/02/89
S	SIMKINS, FLORENCE	23	01/05/80
	SIMS, ETHEL J	21	05/03/77
	SIRONEN, ALEX U	24	03/27/82
	SIROTT, JOANNE B	12	11/30/85
	SISEMORE, CAROL	23	04/13/91
	SISTO, DANIEL E	13	06/09/82
	SITLER, JANET B	18	02/01/92
S	SKIDMORE, JOYCELYNN A	13	12/22/86

CITY OF SAN JOSE

FEDERATED CITY EMPLOYEES' RETIREMENT SYSTEM
RETIREEES AND BENEFICIARIES FOR THE YEAR ENDING June 30, 1996

	NAME	YRS SERV	DATE RET/DTH
S	SLIWINSKI, MARJORIE	5	04/03/92
S	SMALLWOOD, FRANK	15	06/06/81
	SMITH, GLENN E	19	02/02/80
S	SMITH, JUNE M	16	04/13/89
	SMITH, LAUREN J	27	11/07/92
S	SMITH, LAVONNE E	21	07/15/78
	SMITH, LOIS M	5	10/13/79
	SMITH, WILLIAM J	11	10/10/80
S	SMOCK, ELLEN	17	07/01/74
	SNOW, KATE W	15	02/20/88
	SODA, GRACE S	19	07/18/92
	SOLIZ, ALEX	23	04/01/90
	SOMMERS, DORIS H	15	07/16/94
	SOUCY, SYDNEY P	23	05/20/95
	SOULE, ROGER	20	04/18/87
	SOUTH, RICHARD K	21	07/13/90
	SOUZA, LIONEL F	0	11/07/92
S	SOUZA, MARIE C	11	06/11/73
	SPALDING, JOHN E	6	10/17/85
S	SPENGLER, MARIAN T	6	10/27/79
	SPIRAKIS, RUTH P	15	12/05/90
	SPRAGUE, ROBERT G	18	03/14/87
	SPRAGUE, RUSSELL L	15	05/30/81
S	SPURGEON, JOAN S	21	03/29/80
	SPURGEON, MARY J	20	10/24/92
	SQUEGLIO, ANITA S	5	11/12/88
#	STABELL, FRED K	2	11/15/82
	STAHR, CARL W	17	01/17/77
	STAINBROOK, MILDRED O	15	07/09/89
	STANG, DOROTHY M	20	07/03/93
	STARR, PHILIP A	26	06/03/95
	STAUDENMAIER, DONNA	12	11/28/87
	STAUDENMAIER, ROBERT	27	10/04/87
	STEELE, ROBERT J	19	10/09/93
	STEPHAN, DOROTHY M	18	07/05/92
	STEVENS, LILLIAN H	13	07/22/74
	STEVENSON, MARLENE	8	01/09/93
D	STEWART, ALLEN	7	05/19/94
	STEWART, CARL W	30	01/23/88
	STEWART, MICHAEL T	30	07/05/92
	STORER, ROY U	20	01/14/78
	STOVER, LINDA C	6	03/02/96
	STRACHAN, ARMON G	30	11/01/78
	STRAIN, JUDITH	5	11/26/94
	STRUSS, ROSEMARY E	18	10/04/87
S	STUBBS, ALICE K	11	03/31/79
D	STUCKER, CHARLES E	26	08/09/90
	STURAK, JOSEPH	8	10/03/87
D	SU, CHUNG	10	05/19/94
	SUAREZ, JULIO	25	10/04/87
	SUGIMOTO, MARY N	20	02/28/87
	SUN, ALICE	12	12/02/93

CITY OF SAN JOSE

FEDERATED CITY EMPLOYEES' RETIREMENT SYSTEM
RETIREEES AND BENEFICIARIES FOR THE YEAR ENDING June 30, 1996

	NAME	YRS SERV	DATE RET/DTH
	SUNSERI, ALFONSO	30	07/05/92
	SUNSERI, ANGELO F	22	08/30/86
	SUNYER, ELIZABETH	16	01/01/89
	SUPAN, PHILIP J	8	03/08/86
	SUTTON, MAYNARD	14	03/31/79
S	SUTTON, RONALD	13	11/05/90
D	SWAN, CURTIS L	4	05/19/83
D	SWAN, HELEN C	7	08/06/94
	SWAN, LYMAN C	25	07/01/90
	SWEDEROFKY, DELBERT J	30	07/12/86
S	SYPERT, RUBY B	15	11/09/77
	SZYMANSKI, LORRAINE E	6	01/09/76
	TAGGART, VIVIAN B	12	08/16/80
	TAKATA, NATSUYE J	27	08/09/86
	TALERICO, SAM	31	01/06/79
	TANNERY, DONALD L	30	10/04/87
S	TANORI, FRANCES M	20	03/03/78
	TARANGO, ORALIA	21	11/07/92
	TATUM, WILLIAM R	24	10/04/87
	TAYLOR, CHARLES	21	07/17/82
	TAYLOR, GRACE	5	07/08/95
	TAYLOR, VIRGINIA	27	04/18/78
	TEDESCO, TED	6	07/13/86
#	TEICHER, CHARLOTTE	4	09/16/83
	TELLEZ, SYLVIA	7	07/11/95
	TENNIS, VIRGINIA M	17	07/03/93
	TERRY, JO ANN Y	20	07/15/95
	TERRY, MARGARET	26	07/05/92
	TERSHUREN, ERNEST W	27	01/05/85
	THATCHER, ELIZABETH	15	08/01/81
	THEOBALD, JOHN H	17	12/31/91
	THOMAS, WILLIAM A	28	10/04/87
	THOME, RICHARD T	30	09/22/84
	THORESON, CARL W	17	06/27/84
	TIBBS, MINNIE M	9	12/08/79
	TICE, STELLA Z	5	07/07/90
S	TILLSON, STEPHANIE	7	01/02/96
S	TISCARENO, MARY	31	12/17/77
	TITTLE, KENNETH D	17	03/31/91
	TOALE, JAMES H	5	04/17/82
	TOHILL, MICHAEL P	18	10/04/87
ND	TOKIWA, RONALD C	5	06/10/93
S	TOM, PEARL	17	09/13/80
S	TOPHAM, DORIS	20	07/01/68
	TORRANCE, FAY J	12	04/09/83
	TORRES, ALONZO	26	11/07/92
	TORRES, MADELINE E	20	02/04/90
S	TORRES, MARGARET SUE	19	11/07/92
	TOSCHI, EUGENE R	20	11/06/88
S	TREVINO, CONSUELO	30	03/27/82
	TREVOLEDES, SOTIRIOS	8	10/21/79
	TROUP, VERNE B	20	05/15/84

CITY OF SAN JOSE

FEDERATED CITY EMPLOYEES' RETIREMENT SYSTEM
RETIREEES AND BENEFICIARIES FOR THE YEAR ENDING June 30, 1996

	NAME	YRS SERV	DATE RET/DTH
	TRUJILLO, LEOVIA M	20	11/07/92
	TUCKER, GAIL	7	06/16/84
S	TUILAGI, SIATUFITI	8	01/16/82
	TUNG-LOONG, MELVIN	30	11/07/92
	TURLEY, WALTER N	30	07/31/79
	TURNER, JEANICE M	9	07/06/93
	TURTURICI, ANTHONY R	30	07/04/81
	TUTTELMAN, VERNA	16	02/25/84
	TWARDUS, STANLEY	26	11/17/79
S	TWERDAHL, MARCELLA	7	02/19/83
	TYLER, HOWARD O	8	10/08/86
	UEDA, TOM T	24	10/04/87
	ULRICH, ROBERT E	7	08/14/82
	UNA'DIA, ALICE F	7	06/18/89
S	URIAS, ZORAIDA J	29	03/28/81
	UYEDA, DONALD M	30	10/04/87
S	VAIL, AGNES	20	07/13/77
S	VAJRETTI, RUBY M	30	05/23/87
	VALADEZ, WILLIAM	26	03/29/81
	VALDERAZ, LUIS G	30	11/07/92
	VALDEZ, ALFRED A	30	07/03/93
	VALDEZ, ANSELMO T	11	07/14/91
	VALENTE, DICK N	27	10/15/88
S	VALLES, SHIRLEY J	11	10/16/80
S	VALPREDA, BARBARA BONET	17	05/10/73
	VALVERDE, CECIL	20	11/21/81
	VAN OSDOL, GLENN	28	08/16/89
	VAN WESTENBERG, WALTER	20	01/10/87
S	VANCE, ALICE L	16	07/01/90
S	VANCE, DONNA M	22	02/22/84
	VANEGAS, ALBERT F	30	02/23/85
D	VARGAS, ALFRED R	26	02/19/78
	VARGAS, CARLOS R	30	05/02/87
	VARGAS, JESUS	32	11/07/92
	VASQUEZ, EDMUND G	16	09/22/84
	VAUGHN, MERLE M	16	01/06/96
	VEGA, BETZABETH	11	09/01/86
	VEGA, ROBERT	28	10/04/87
S	VELASQUEZ, VELIA G	16	12/19/90
ND	VICARI, EDWARD J	23	02/10/94
D	VILLALOVOS, GILBERT G	13	07/14/94
	VINCENZINI, JO ANNE	17	11/07/92
S	VINYARD, ETNA L	27	03/07/87
	VOGEL, KATHLEEN C	24	07/10/91
	VOGELHUBER, HEATHER	23	01/15/83
	WADE, BILLY R	19	09/02/94
S	WAGENER, YVONNE E	27	01/12/88
#	WAGNER FERGUSON, DORIS	1	04/02/80
	WAGNER, ALICE K	12	02/01/75
	WALDRON, THAYNE	22	03/31/90
	WALIZER, DONALD G	30	11/07/92
	WALKER, ALEXANDER R	21	10/24/92

CITY OF SAN JOSE

FEDERATED CITY EMPLOYEES' RETIREMENT SYSTEM
RETIREEES AND BENEFICIARIES FOR THE YEAR ENDING June 30, 1996

	NAME	YRS SERV	DATE RET/DTH
	WALKER, ERNEST R	36	07/03/82
	WALL, EDWARD L	28	11/05/77
	WALLIS, CARL W	20	10/08/83
	WALLS, EFFIE M	11	01/10/87
	WANG, CHRIS S	19	11/07/92
D	WANG, JAMES	4	01/29/83
	WARD, WILLIAM C	9	01/10/78
	WARRINER, EDWARD G	30	01/31/87
	WATKINS, NORMAN J	15	01/08/83
	WATKINS, WILLIAM J	25	03/29/80
	WATROUS, RAYMOND L	30	01/04/92
	WATSON, BETTYE L	6	04/15/79
	WEAVER, JOHN R	25	10/04/87
	WEINERT, WAYNE R	16	09/20/91
	WELCH, LEIGH D	24	02/29/92
S	WELLINGHOFF, FRANK A	5	11/14/76
	WELLS, BENJAMIN E	5	02/05/87
	WELLS, MIMI F	23	02/09/85
	WELLS, WALTER O	20	03/22/86
S	WENDALL, MILDRED O	12	09/24/80
	WENGER, WAYNE F	30	07/05/92
	WENZ, KARL	12	05/22/93
D	WEST, KIM R	6	06/10/93
	WEST, PERRY E	6	08/27/79
	WEST, ROY L	29	08/02/75
D	WESTHEIMER, RICHARD J	12	04/13/89
	WETTER, ROBERT H	15	07/13/85
	WHALEY, RICHARD W	30	08/24/85
	WHARTON, ROBERT	9	04/02/89
	WHELAN II, JAMES J	27	10/23/93
	WHITAKER, DOUGLAS J	17	07/03/93
	WHITCOMB, BETTY M T	27	12/21/85
	WHITE, LESLIE R	11	01/09/95
	WHITMARSH JR, FRED	30	03/31/79
	WHITTAKER, JOHN	22	06/05/93
	WHITTUM, STANLEY W	5	03/19/89
	WIENS, HARRY	29	10/04/87
S	WIESE, BETTY	4	10/01/77
	WILEY, CLAUDE W	29	11/07/92
	WILLIAMS, BONNIE LESLIE	7	01/29/96
	WILLIAMS, EDWARD A	30	07/15/66
S	WILLIAMS, IRENE G	20	06/01/68
	WILLIAMS, JACK W	18	10/02/82
	WILLIAMS, WILHELMINA W	10	06/01/77
	WILSON, ANNA I	10	04/20/85
S	WILSON, ANNA I	26	06/14/86
	WILSON, EVELYN L	17	12/14/85
	WILSON, MAXINE K	13	06/02/84
S	WINDES, MICKEY K	3	08/09/78
	WINDHAUS, EVELYN	5	10/22/94
	WINTERS, AUDREY A	10	05/01/77
S	WITT, JOHN A	11	01/15/92

CITY OF SAN JOSE

FEDERATED CITY EMPLOYEES' RETIREMENT SYSTEM
RETIREEES AND BENEFICIARIES FOR THE YEAR ENDING June 30, 1996

	NAME	YRS SERV	DATE RET/DTH
	WOCASEK, PATRICIA A	13	06/19/93
S	WOLFF, ELEANOR L	17	09/16/58
	WOLFF, VIRGINIA E	15	08/02/86
	WOOD, AVELINA F	7	03/27/82
	WOOD, BETTY M	17	10/23/93
	WOOD, DELBERT J	17	11/07/92
	WOOD, FREDERICK F	5	06/16/95
	WORTHEY, RICHARD J	25	10/04/87
	WRIGHT JR, R GEORGE	30	04/25/81
S	WRIGHT, CAROL A	15	02/01/73
	WRIGHT, FRED	16	02/19/89
	WYLDE, RUSSELL L	22	07/07/91
	YAMAMOTO, ROBERT T	9	02/27/83
	YAMASHITA, SHOJI	26	01/06/91
	YASUKAWA, GEORGE	20	04/18/87
	YATES, RONALD F	8	08/26/95
	YBARRA, MANUEL R	25	07/05/92
S	YOCH, CONSTANCE	5	03/30/91
	YOKOYAMA, SHIGERU	30	08/15/92
S	YOKUM, ELVA	24	01/17/81
D	YOUNG, CHARLES E	30	04/21/84
	YOUNG, ROBERT J	3	11/12/80
	ZANZOLA, ROSE A	8	05/03/80
	ZAPIEN, DONALD T	26	04/14/84
	ZAPPACOSTA, RAECHEL D	19	03/31/84
	ZAPPPIA, MANUEL M	31	03/20/76
	ZAPPULA, JOSEPH	25	12/01/72
	ZAVALA, DON M	29	10/04/87
ND	ZELLER, VALERIE J	16	02/13/92
	ZELMER, KENNETH	29	07/05/92
D	ZEMAN, ELLA MAE	11	11/28/87
	ZIEBELL, RUTH A	15	10/13/91
	ZITZER, SYLVIA	19	11/07/92
S	ZITZER, SYLVIA K	15	05/29/89
	ZOTTA, PAUL D	28	07/03/92
	ZUILL, CLAUDE F	19	01/06/91
	ZUNIGA, RALPH	25	01/04/69
	ZUNIGA, RODOLFO O	28	02/09/85
S	ZUPARKO, LILLIAN	25	01/12/85

CITY OF SAN JOSE

FEDERATED CITY EMPLOYEES' RETIREMENT SYSTEM
RETIREEES AND BENEFICIARIES FOR THE YEAR ENDING June 30, 1996

NAME	YRS SERV	DATE RET/DTH
------	-------------	-----------------

TOTAL RETIREEES: 1,599

CODES:

D = DISABILITY
S = SURVIVOR
ND = NON-SERVICE DISABILITY
= NOT ENTITLED TO COST-OF-LIVING

CITY OF SAN JOSE

FEDERATED CITY EMPLOYEES' RETIREMENT SYSTEM
RETIREES AND BENEFICIARIES FOR THE YEAR ENDING June 30, 1996

	NAME	YRS SERV	DATE RET/DTH	***FINAL BASE	MONTH*** COL	TOTAL
S	WOLFF, ELEANOR L	17	09/16/58	73.33	702.82	776.15
	GUTERMUTE, EUNICE	17	01/01/63	185.28	733.56	918.84
	SCHIRLE, ALIDA	34	03/01/64	391.20	1,120.59	1,511.79
S	MENDEL, ESTHER W	11	07/15/64	78.62	209.96	288.58
S	LEININGER, MARY S	36	02/04/65	640.26	1,422.91	2,063.17
	ANTONACCI, MICHAEL H	40	02/06/65	1,100.41	2,532.21	3,632.62
D	KRAYNICK, MARGARET J	18	10/01/65	190.93	718.08	909.01
S	LA MAR, NELLIE P	17	03/01/66	93.20	682.95	776.15
	OGDEN, JOSEPH H	32	05/03/66	321.50	908.06	1,229.56
	WILLIAMS, EDWARD A	30	07/15/66	657.51	1,503.20	2,160.71
	MC GOWAN, THOMAS F	14	08/01/66	199.36	501.88	701.24
#	RENDLER, MARIAN W	3	08/18/66	27.65	5.53	33.18
	NELSON, MARGARET F	29	10/29/66	528.41	1,254.02	1,782.43
S	BISSELL, GERALDINE E	22	07/01/67	384.57	741.69	1,126.26
	EDWARDS, THOMAS E	15	09/01/67	172.02	691.17	863.19
S	BREDT, MYRENE E	20	12/28/67	177.78	654.04	831.82
	KIMBALL, ROBERT S	20	01/06/68	516.75	1,035.59	1,552.34
#	LONG, THOMAS A	1	01/16/68	33.51	6.37	39.88
S	WILLIAMS, IRENE G	20	06/01/68	154.80	621.35	776.15
S	PAMPALONE, DORIS	26	07/01/68	50.00	726.15	776.15
S	TOPHAM, DORIS	20	07/01/68	263.81	723.60	987.41
S	JUAREZ, EDITH	20	12/18/68	131.54	644.61	776.15
	ZUNIGA, RALPH	25	01/04/69	369.00	829.20	1,198.20
	DAY, JEANNE ASHLEY	20	01/17/69	195.28	680.41	875.69
	LESLIE, DONALD L	21	02/01/69	355.44	770.20	1,125.64
D	CAROTTA, SHIRLEY	19	05/01/69	214.59	686.17	900.76
#	JANZEN, HERMAN A	2	08/09/69	33.72	5.73	39.45
D	MANSFIELD, FRED	15	02/01/70	185.84	689.15	874.99
	PATRON, JOSEPHINE C	22	05/09/70	353.16	721.48	1,074.64
D	BUCHNER SR, RAYMOND J	10	10/02/70	195.02	368.52	563.54
D	CLEARY, MARIAN L	17	04/01/71	239.76	674.93	914.69
	LILLO, JOSEPH D	23	05/01/71	359.10	715.54	1,074.64
	GARITE, CARMELLA	10	06/04/71	99.94	226.54	326.48
S	METZGER-MORRIS, BETTE J	22	09/01/71	252.41	615.80	868.21
S	BIRD, GRACE	3	09/05/71	35.46	6.05	41.51
S	MATTOS, MILLIE C	22	10/26/71	199.14	634.10	833.24
	PHILPOTT, ARTHUR B	35	02/01/72	898.03	1,516.48	2,414.51
S	DICKINSON, MURIEL E	14	03/01/72	154.89	270.25	425.14
S	SEAMAN, MARY G	23	03/13/72	333.42	728.67	1,062.09
	CABALLES, PHILIP	25	07/01/72	503.75	864.72	1,368.47
	ZAPPULA, JOSEPH	25	12/01/72	463.45	802.42	1,265.87
S	PERRICELLI, ROSE M	25	12/11/72	362.17	712.47	1,074.64
S	DIETZ, ANN R	25	02/01/73	227.53	396.00	623.53
	OLIVER, WILLIAM A	27	02/01/73	454.70	809.33	1,264.03
S	WRIGHT, CAROL A	15	02/01/73	109.04	667.11	776.15
S	PALLA, ELMA	22	04/16/73	796.06	1,072.99	1,869.05
S	VALPREDI, BARBARA BONET	17	05/10/73	207.47	321.61	529.08
	SELVA, SALVADOR	25	06/01/73	535.02	856.86	1,391.88
S	SOUZA, MARIE C	11	06/11/73	159.04	237.45	396.49
	HUBBARD, ROY H	27	07/14/73	700.42	1,055.05	1,755.47
	MACRAE, DONALD S	24	07/16/73	1,184.34	1,592.36	2,776.70
	HAWKINS, PAULINE	25	08/01/73	374.37	700.27	1,074.64

CITY OF SAN JOSE

FEDERATED CITY EMPLOYEES' RETIREMENT SYSTEM
RETIREEES AND BENEFICIARIES FOR THE YEAR ENDING June 30, 1996

	NAME	YRS SERV	DATE RET/DTH	***FINAL MONTH*** BASE	COL	TOTAL
S	HERRERA, LUCILLE P	27	08/01/73	446.91	640.21	1,087.12
S	KRAUSE, DOROTHY L	28	08/01/73	549.32	763.92	1,313.24
	LENNON, P J	26	08/01/73	517.45	833.00	1,350.45
	SCAGLIONE, STEVE	26	08/01/73	490.69	801.85	1,292.54
	BURROWS, CHARLOTTE S	22	10/01/73	434.77	701.25	1,136.02
S	GREGORY, ANNE	10	10/01/73	174.63	247.73	422.36
	EDWARDS, VIVIAN C	7	10/07/73	84.78	160.72	245.50
	ROSEBLADE, ELMER W	26	12/21/73	579.75	905.58	1,485.33
D	AGUIRRE, ESTEBAN	22	01/01/74	334.16	740.48	1,074.64
	MENDOZA, JOSE F	25	01/10/74	556.80	869.99	1,426.79
S	PRAISEWATER, GRACE W	28	02/01/74	489.59	677.10	1,166.69
S	FORMHALS, ELAINE M	3	06/15/74	96.38	33.55	129.93
	PETRY, NELL H	9	07/01/74	88.24	176.92	265.16
S	SMOCK, ELLEN	17	07/01/74	309.17	415.98	725.15
D	KOSTER, GENE V	17	07/05/74	290.11	642.54	932.65
	STEVENS, LILLIAN H	13	07/22/74	283.18	420.85	704.03
	MAGGETTI, PAUL	25	08/01/74	374.44	700.20	1,074.64
	KING, EVERETT A	15	08/06/74	412.59	662.05	1,074.64
	HARVEY, DELBERT L	25	09/01/74	338.93	735.71	1,074.64
D	MAGUD, DOREEN	28	09/01/74	419.22	699.79	1,119.01
	DIXON, EUGENE C	5	10/01/74	103.80	156.28	260.08
#	ENGLISH, CATHERINE L	2	10/19/74	57.84	6.94	64.78
	FLETCHER, BEATRICE L	20	11/01/74	492.41	708.92	1,201.33
	PARISH, VERNA L	22	11/01/74	475.70	708.38	1,184.08
	OISETH, EDMUND R	17	12/31/74	387.83	686.81	1,074.64
	WAGNER, ALICE K	12	02/01/75	225.88	349.99	575.87
	RAICHE, LEO M	17	06/01/75	346.99	683.11	1,030.10
	MASSEN, JOHN B	11	07/01/75	203.56	208.22	411.78
	AVILA, MARY R	27	07/02/75	422.03	424.08	846.11
	AVILLA, JOSEPH	27	07/02/75	422.03	424.08	846.11
S	GRIFFIN, ANNE G	18	07/02/75	393.43	574.42	967.85
	GEER, HAROLD A	18	07/06/75	536.52	539.12	1,075.64
S	HERRERA, RACHEL M	29	07/07/75	473.37	601.27	1,074.64
S	GLASSER, CATHERINE	3	07/08/75	26.12	26.27	52.39
	BRYAN, FRANK L	24	08/01/75	609.02	611.91	1,220.93
S	GAUGER, ALEXANDER D	16	08/02/75	175.33	265.74	441.07
	HAMRICK, EVELYN G	26	08/02/75	953.18	957.72	1,910.90
S	MASSA, DOROTHY M	37	08/02/75	486.88	587.76	1,074.64
	MORSS, JEAN Y	32	08/02/75	2,056.64	2,066.47	4,123.11
S	NISSEN, AILEEN	26	08/02/75	954.55	959.11	1,913.66
	WEST, ROY L	29	08/02/75	1,089.37	1,094.57	2,183.94
	JOHNSON, VERNA C	16	08/09/75	385.37	566.33	951.70
	ANDREWS, DONALD	19	09/07/75	476.15	598.49	1,074.64
ND	RADLER JR, JOSEPH C	12	10/04/75	361.53	363.27	724.80
	GLASER, CHARLOTTE B	15	10/15/75	279.48	549.49	828.97
ND	HOAG, FRANK H	12	10/18/75	353.05	354.76	707.81
ND	O'HEARON, ELEANOR K	14	11/15/75	296.63	298.06	594.69
D	GUILLEN, PAUL B	18	11/29/75	433.63	614.82	1,048.45
D	MORRIS, JAMES F	29	11/29/75	1,050.32	1,055.34	2,105.66
	SZYMANSKI, LORRAINE E	6	01/09/76	71.08	71.42	142.50
	COLE, NAT P	18	01/10/76	572.48	575.22	1,147.70
S	HERRERA, MARY	30	01/10/76	575.21	547.71	1,122.92

CITY OF SAN JOSE

FEDERATED CITY EMPLOYEES' RETIREMENT SYSTEM
RETIREES AND BENEFICIARIES FOR THE YEAR ENDING June 30, 1996

	NAME	YRS SERV	DATE RET/DTH	***FINAL MONTH*** BASE	COL	TOTAL
	PACHECO, ALBERT	28	01/10/76	625.71	628.70	1,254.41
	SHILLING, RICHARD D	27	01/10/76	1,369.57	1,376.09	2,745.66
	CUNNINGHAM, HAROLD A	27	01/11/76	952.16	956.70	1,908.86
	SAMSEL, EDWARD L	29	01/24/76	999.80	1,004.59	2,004.39
#	SELLAROLE, REGINA C	3	01/24/76	69.97	7.70	77.67
S	HALL, FAY L	19	01/25/76	269.07	533.78	802.85
	SILVAS, ARTHUR M	28	01/25/76	1,105.02	1,110.28	2,215.30
S	HOUSEWEART, ROSE	29	02/07/76	418.81	420.80	839.61
S	DIMARTINO, MARY P	29	02/19/76	693.71	697.04	1,390.75
	MYERS, DONALD R	28	03/20/76	1,104.75	1,110.00	2,214.75
	ZAPPIA, MANUEL M	31	03/20/76	917.00	921.39	1,838.39
	GERACI, GEORGE L	28	03/21/76	816.11	819.99	1,636.10
	BELLAMY, EVELYN S	5	04/10/76	123.47	116.86	240.33
	DAVIDSON, ARTHUR K	8	05/01/76	203.97	193.02	396.99
D	LAMARRA, ANTHONY	28	05/15/76	904.29	855.78	1,760.07
	MORRIS, ANNA M	9	05/15/76	101.05	95.63	196.68
	MOUBER, SEYMOUR	1	06/12/76	25.82	24.42	50.24
	CATANIA, TOSCA L	11	07/01/76	363.25	522.88	886.13
	SEGER, JULIANNE	25	07/01/76	1,033.41	977.98	2,011.39
	BERG, R L	14	07/20/76	178.01	165.38	343.39
	MC DONALD, MELVIN A	11	08/01/76	208.08	193.29	401.37
S	RAMSAUR, ILENE R	19	08/01/76	303.17	537.76	840.93
S	CORPUZ, GWENDOLYN W	15	08/07/76	182.81	593.34	776.15
S	CLARK, IDA M	35	08/08/76	511.60	475.22	986.82
ND	GLESSING, JOHN P	22	08/14/76	645.90	599.95	1,245.85
S	DI ROMA, SUSAN M	5	09/04/76	187.62	174.30	361.92
S	PRUITT, IRENE T	15	09/05/76	196.72	579.43	776.15
S	SAUNDERS, VIRGINIA D	6	09/17/76	794.83	738.28	1,533.11
	ACEBEDO, ADRIAN W	13	10/02/76	498.27	462.82	961.09
S	GONZALEZ, EMILY	25	10/21/76	311.82	289.64	601.46
	BENEVICH SR, WILLIAM D	4	11/13/76	144.08	133.82	277.90
S	WELLINGHOFF, FRANK A	5	11/14/76	361.88	336.14	698.02
	FREELING, JACK F	12	11/27/76	464.16	431.13	895.29
	HANSON, ROY W	11	12/15/76	441.49	410.06	851.55
	ADESSO, ANTONE J	30	01/08/77	758.63	704.65	1,463.28
	FITZGERALD, FRED J	22	01/08/77	820.98	762.58	1,583.56
	MC CREADY, JACK D	24	01/08/77	1,017.50	945.12	1,962.62
	STAHR, CARL W	17	01/17/77	272.51	521.80	794.31
S	COLLINS, LORA A	1	01/19/77	290.90	270.24	561.14
	ROMINGER, PAUL	11	01/22/77	350.38	325.50	675.88
	MIGNEAULT, IRENE T	5	01/23/77	153.43	142.54	295.97
	BAUTISTA, MIGUEL T	21	02/01/77	455.88	602.53	1,058.41
	COX, MILTON H	22	02/19/77	642.59	596.89	1,239.48
S	JOHNSTONE, ALVIRA	16	02/19/77	198.44	577.71	776.15
	LANDIS, DORIS M	17	02/19/77	410.56	560.47	971.03
D	DEWHURST, DEAN H	20	03/05/77	623.58	579.24	1,202.82
	PEDIGO, ALICE B	21	03/06/77	442.68	590.30	1,032.98
S	BEECH, JANET R	15	03/26/77	311.35	289.21	600.56
S	BRADY, ELIZABETH	18	03/26/77	353.58	328.43	682.01
	ESCOBEDO, PETER R	25	03/26/77	330.34	306.82	637.16
	MORENO, JENNIE V	25	03/26/77	330.33	306.83	637.16
	ANNINO, VINCENT	30	04/01/77	768.83	714.12	1,482.95

CITY OF SAN JOSE

FEDERATED CITY EMPLOYEES' RETIREMENT SYSTEM
RETIREES AND BENEFICIARIES FOR THE YEAR ENDING June 30, 1996

	NAME	YRS SERV	DATE RET/DTH	***FINAL MONTH*** BASE	COL	TOTAL
S	LANE, ELEANOR L	6	04/30/77	90.03	78.55	168.58
	WINTERS, AUDREY A	10	05/01/77	240.87	210.20	451.07
	SIMS, ETHEL J	21	05/03/77	515.02	559.62	1,074.64
	ARRAS III, GEORGE	18	05/14/77	702.36	612.92	1,315.28
	ROCK, PAULA	3	06/01/77	59.26	51.72	110.98
	WILLIAMS, WILHELMINA W	10	06/01/77	90.35	78.85	169.20
	BERGER, CLARA B	16	06/10/77	351.57	514.11	865.68
	PACHECO, EDWARD	25	07/06/77	500.40	574.24	1,074.64
	ROGERS, EULA C	13	07/09/77	408.25	528.42	936.67
	RUDY, EUGENE C	16	07/12/77	280.75	508.90	789.65
S	VAIL, AGNES	20	07/13/77	253.47	283.84	537.31
	ERICKSON, ELDON A	19	07/16/77	1,096.35	938.09	2,034.44
	HAYDEN, LONNIE A	7	07/16/77	191.65	163.97	355.62
	EVANS, IDABEL M	19	07/23/77	397.60	519.32	916.92
	EVANS, GEORGE N	29	07/24/77	1,068.06	913.86	1,981.92
	MC FARREN, HARLAN E	22	07/24/77	850.47	727.74	1,578.21
S	MAHONEY, META	20	08/27/77	550.73	471.26	1,021.99
	IRELAND, JACK C	7	08/30/77	148.85	127.39	276.24
	JONES, LUCILLE L	11	09/03/77	335.74	287.29	623.03
	LARA, JOE S	29	09/14/77	775.53	663.57	1,439.10
	SANDOVAL, PETER J	28	09/14/77	748.16	640.17	1,388.33
S	REHLING, ESTERI	15	09/17/77	309.57	533.53	843.10
S	CAUTHEN, SHIRLEY J	12	10/01/77	198.32	169.71	368.03
	CURTIS, EDWARD G	30	10/01/77	1,089.47	932.19	2,021.66
S	WIESE, BETTY	4	10/01/77	564.07	482.67	1,046.74
#	DIRNBERGER, DAVID M	2	10/06/77	29.30	2.64	31.94
	WALL, EDWARD L	28	11/05/77	762.67	652.56	1,415.23
S	SYPERT, RUBY B	15	11/09/77	430.63	547.63	978.26
D	CASTILLO, RAYMOND	7	11/12/77	382.20	327.03	709.23
	CUNEO, JOSEPH	30	12/17/77	928.41	794.40	1,722.81
S	TISCARENO, MARY	31	12/17/77	432.46	535.88	968.34
	BLAKE, ETHEL M	19	12/24/77	731.87	626.20	1,358.07
	SAITO, HASHIME	10	12/24/77	250.54	214.35	464.89
S	FACCHINO, MARGARET K	9	01/05/78	1,025.53	283.96	1,309.49
D	CROTHERS, LEONARD C	27	01/07/78	975.22	834.44	1,809.66
	DOONAN, RICHARD F	17	01/07/78	594.49	508.68	1,103.17
D	O'BRIEN, LORRAINE M	3	01/07/78	340.14	291.03	631.17
S	RAQUINIO, JUANITA B	26	01/07/78	366.94	498.74	865.68
	WARD, WILLIAM C	9	01/10/78	150.78	129.00	279.78
	STORER, ROY U	20	01/14/78	838.90	717.82	1,556.72
	OLIVER, ROBERT L	30	02/04/78	1,524.95	1,304.83	2,829.78
	MASON, CLYDE	30	02/08/78	873.92	747.77	1,621.69
	LEIBOLT, JEAN H	11	02/18/78	305.57	261.47	567.04
	MARIANELLI, ANGIE M	11	02/18/78	183.69	157.18	340.87
D	VARGAS, ALFRED R	26	02/19/78	835.03	714.49	1,549.52
S	TANORI, FRANCES M	20	03/03/78	596.89	510.71	1,107.60
	MARTIN, MICHAEL A	20	03/04/78	873.69	747.61	1,621.30
S	O'CONNOR, JAMES M	6	03/13/78	34.98	29.16	64.14
#	BYRON, WALLACE H	4	03/19/78	57.76	5.20	62.96
	BRAGER, TONY J	30	04/01/78	876.49	749.94	1,626.43
S	KALNINS, STEFA	12	04/01/78	281.61	240.97	522.58
D	REED, JOANNA J	2	04/01/78	290.42	248.51	538.93

CITY OF SAN JOSE

FEDERATED CITY EMPLOYEES' RETIREMENT SYSTEM
RETIREES AND BENEFICIARIES FOR THE YEAR ENDING June 30, 1996

	NAME	YRS SERV	DATE RET/DTH	***FINAL MONTH*** BASE	COL	TOTAL
	TAYLOR, VIRGINIA	27	04/18/78	630.51	505.44	1,135.95
D	HUMMER, MERRIL E	11	04/22/78	374.76	300.41	675.17
	MARTINEZ, GILBERT	30	04/29/78	881.69	706.77	1,588.46
S	MORALES, JOYCE	4	05/09/78	181.57	145.55	327.12
S	BOGREN, MARY	15	05/13/78	292.06	245.27	537.33
ND	LONG, JAMES P	13	05/14/78	331.89	266.06	597.95
	RUIZ, MAGDALENO M	6	05/29/78	272.90	218.75	491.65
S	AVILA, IRMA E	11	06/01/78	404.20	324.02	728.22
	PATTEE, MARGARET R	17	06/10/78	386.83	489.16	875.99
	NOLAN, ALICE R	14	06/27/78	427.26	342.51	769.77
	LEONARDINI, ROSE S	8	06/30/78	186.47	149.45	335.92
	MAC DONALD, MARY R	7	07/03/78	154.08	120.95	275.03
	ADAMS, ROY B	16	07/08/78	438.24	523.16	961.40
	ASHBY, JEAN	7	07/08/78	95.15	74.70	169.85
#	MALM, LUCY C	3	07/12/78	48.01	3.84	51.85
S	SMITH, LAVONNE E	21	07/15/78	476.79	532.81	1,009.60
	COLEMAN, DON W	18	08/01/78	488.96	562.99	1,051.95
D	FRANKLIN, ROY A	2	08/05/78	342.72	269.07	611.79
S	WINDES, MICKEY K	3	08/09/78	441.70	346.78	788.48
S	CARTER, EMAJEAN	7	08/17/78	117.19	90.56	207.75
D	JENSEN, ALTON E	28	08/26/78	1,119.48	878.84	1,998.32
	COTE, VIVIAN F	12	09/04/78	259.58	203.78	463.36
S	MC GAHEY, IMOGENE	21	09/09/78	448.42	541.56	989.98
S	CONNER, ANNE	15	09/16/78	310.75	243.96	554.71
	DORSEY, GERALDINE E	7	09/16/78	209.68	164.61	374.29
	MALLON, ELEANOR C	5	09/30/78	121.53	95.41	216.94
	NICOLETTA, SALVATORE A	25	09/30/78	705.20	553.65	1,258.85
	GIULI, VINCENT P	8	10/14/78	480.14	376.96	857.10
	ALTNEU, HERBERT N	10	10/21/78	594.38	466.64	1,061.02
	STRACHAN, ARMON G	30	11/01/78	920.84	722.97	1,643.81
	POTTER, GRACE C	12	12/06/78	282.49	221.77	504.26
S	JOHNSON, DOROTHY	30	12/16/78	523.56	551.08	1,074.64
	DOLAN, HARRY G	20	01/02/79	854.52	670.85	1,525.37
S	BAKER, JOYCE V	24	01/06/79	565.59	509.05	1,074.64
	BEAM, NORMAN A	21	01/06/79	867.34	680.93	1,548.27
S	FEE, ELAINE	5	01/06/79	133.52	104.37	237.89
	GARDIN, GEORGE	30	01/06/79	1,432.04	1,124.27	2,556.31
	HALL, KENNETH	31	01/06/79	1,627.29	1,277.54	2,904.83
S	HOLLAND, GERALDINE M	14	01/06/79	337.64	265.09	602.73
	IMAMURA, GEORGE M	20	01/06/79	714.78	561.14	1,275.92
	LUCCHESI, JOHN P	33	01/06/79	1,574.02	1,235.73	2,809.75
	MESTICE, MADELINE V	28	01/06/79	901.88	708.06	1,609.94
	RUCH, BOB A	11	01/06/79	364.31	286.01	650.32
	TALERICO, SAM	31	01/06/79	1,266.51	994.32	2,260.83
	SEWARD, STEVEN J	30	01/20/79	1,872.80	1,470.29	3,343.09
	KNOFLER, FRANKLIN D	28	02/01/79	2,889.79	2,268.67	5,158.46
	MADONIA, RALPH	30	02/03/79	999.74	784.85	1,784.59
S	CHURCHILL, ANGIE	24	03/01/79	368.22	289.10	657.32
ND	NIGRO, DOROTHY L	9	03/01/79	384.32	301.76	686.08
	ROSEN, HAROLD S	5	03/01/79	504.19	395.82	900.01
	MORIMOTO, TADASHI	20	03/03/79	706.97	555.07	1,262.04
	SANBORN, HUGH W	7	03/03/79	340.49	267.31	607.80

CITY OF SAN JOSE

FEDERATED CITY EMPLOYEES' RETIREMENT SYSTEM
RETIREEES AND BENEFICIARIES FOR THE YEAR ENDING June 30, 1996

	NAME	YRS SERV	DATE RET/DTH	***FINAL MONTH*** BASE	COL	TOTAL
#	HAUGHEY, MARILYN D	4	03/15/79	91.14	7.29	98.43
	DIAL, LESTER T	22	03/17/79	877.27	688.74	1,566.01
S	JANSEN, DOROTHY	8	03/30/79	149.53	117.38	266.91
	BLAKE, DONALD J	22	03/31/79	1,219.57	957.47	2,177.04
	BRAZELTON, VALENTINE S	23	03/31/79	999.92	785.01	1,784.93
	HORNE, NORMAN P	6	03/31/79	349.86	274.68	624.54
	JACKLICH, STANLEY J	30	03/31/79	1,443.14	1,132.99	2,576.13
	JUAREZ, LUIS G	18	03/31/79	1,216.20	954.82	2,171.02
	KELLY, EUGENE	29	03/31/79	1,349.94	1,059.80	2,409.74
	MELLO, FRANK L	22	03/31/79	958.59	752.57	1,711.16
S	MILLER, NAOMI A	24	03/31/79	483.19	558.46	1,041.65
S	STUBBS, ALICE K	11	03/31/79	200.47	157.37	357.84
	SUTTON, MAYNARD	14	03/31/79	605.91	475.66	1,081.57
	WHITMARSH JR, FRED	30	03/31/79	862.35	677.03	1,539.38
	LEWON, SIDNEY M	5	04/01/79	149.22	117.16	266.38
	BAHR, CARL H	13	04/14/79	505.49	370.57	876.06
	WATSON, BETTYE L	6	04/15/79	141.81	103.94	245.75
	BILLARD, GERARD	8	04/19/79	110.06	80.68	190.74
	DOINE, MAURICE E	20	04/28/79	860.79	631.03	1,491.82
	SCRIBNER, ELWYN L	19	05/12/79	600.98	473.66	1,074.64
	MARSH, RICHARD B	6	06/01/79	292.91	214.72	507.63
	BUSTABADE, ERNEST P	13	06/09/79	419.64	307.64	727.28
	HURLEY, ROBERT W	12	06/30/79	783.85	574.66	1,358.51
	BAKER, DORIS E	8	07/01/79	215.39	157.92	373.31
	KOMARA, MARGARET A	8	07/28/79	238.27	170.87	409.14
	TURLEY, WALTER N	30	07/31/79	1,118.84	802.25	1,921.09
	JOHNSON, ROBERT L	7	08/01/79	478.54	343.13	821.67
	AITKEN, MARION H	12	08/04/79	362.10	259.63	621.73
S	SHANNON, BARBARA E	17	08/17/79	596.77	477.87	1,074.64
S	LOZANO, CANDELARIA	20	08/18/79	254.93	521.22	776.15
	WEST, PERRY E	6	08/27/79	288.02	206.54	494.56
D	CURIEL, TERESA V	2	09/27/79	307.84	220.75	528.59
	GIANNOBULE, SALVADOR	27	09/29/79	754.71	541.14	1,295.85
	SMITH, LOIS M	5	10/13/79	115.61	82.89	198.50
	TREVOLEDES, SOTIRIOS	8	10/21/79	358.94	257.37	616.31
S	SPENGLER, MARIAN T	6	10/27/79	193.90	139.02	332.92
	DUGGAN, MARGARET E	19	11/01/79	568.36	506.28	1,074.64
	TWARDUS, STANLEY	26	11/17/79	1,986.62	1,424.48	3,411.10
S	DE LUCAS, GEORGE W	5	12/01/79	62.49	44.82	107.31
S	MEAD, COLLEEN L	11	12/01/79	256.41	183.01	439.42
	TIBBS, MINNIE M	9	12/08/79	299.48	214.75	514.23
	HARPER, JACK D	30	12/11/79	2,148.99	1,540.91	3,689.90
S	ELDRIDGE, ELLEN L	12	12/12/79	396.50	284.31	680.81
	MEAGHER, FREDERIC W	10	01/02/80	379.17	271.88	651.05
ND	ROTHE, JAY E	5	01/02/80	328.95	235.87	564.82
	BREEDING, MARVIN L	25	01/05/80	1,270.08	910.70	2,180.78
	GUIDOTTI, JOSEPH	29	01/05/80	880.79	631.56	1,512.35
S	HACKNEY, DOROTHY	21	01/05/80	314.53	225.54	540.07
S	JUAREZ, JANIS R	30	01/05/80	666.88	478.18	1,145.06
	MEIER, PAUL R	30	01/05/80	2,109.14	1,512.33	3,621.47
	MESSINA, RICHARD A	22	01/05/80	706.31	506.44	1,212.75
	NAVARRO, ANGELO	31	01/05/80	1,385.14	993.18	2,378.32

CITY OF SAN JOSE

FEDERATED CITY EMPLOYEES' RETIREMENT SYSTEM
RETIREES AND BENEFICIARIES FOR THE YEAR ENDING June 30, 1996

	NAME	YRS SERV	DATE RET/DTH	***FINAL MONTH*** BASE	COL	TOTAL
S	PINKSTON, BONNIE	24	01/05/80	503.54	360.94	864.48
S	SIMKINS, FLORENCE	23	01/05/80	429.16	307.73	736.89
S	SERRANO, RUTH	30	01/06/80	479.09	501.09	980.18
	JEREMIAS, NANCY J	9	01/11/80	234.20	167.94	402.14
	FINNIGAN, DANIEL J	20	01/19/80	1,349.39	967.58	2,316.97
S	GERLACH, RAIMA D	23	01/19/80	573.20	411.02	984.22
	HOENES, HARRY S	19	02/01/80	1,287.50	923.17	2,210.67
	CHADSEY, MARY L	25	02/02/80	695.11	498.42	1,193.53
S	HAMILTON, R CAROL	26	02/02/80	1,128.80	799.98	1,928.78
S	ROSENTHAL, LILLIAN	15	02/02/80	292.90	483.25	776.15
	SMITH, GLENN E	19	02/02/80	816.71	585.60	1,402.31
	PRICE, RICHARD E	9	02/19/80	241.39	173.08	414.47
	HALL, JAMES M	21	02/23/80	668.34	479.22	1,147.56
	DOLAN, BEATRICE G	6	03/01/80	172.41	123.63	296.04
	BLACKBURN, RICHARD R	30	03/29/80	2,515.26	1,803.54	4,318.80
S	BRANDT, JEANETTE	22	03/29/80	494.21	354.38	848.59
S	CRAVEN, PHYLLIS	20	03/29/80	447.65	298.60	746.25
	DENNING, DALE A	15	03/29/80	435.03	491.04	926.07
	FLEMING, HOWARD E	30	03/29/80	1,745.12	1,251.28	2,996.40
	HOUSE, WILLIAM E	11	03/29/80	474.08	339.95	814.03
	LICKWAR, FRANCIS N	25	03/29/80	1,301.19	933.01	2,234.20
	MURPHY, WILLARD I	6	03/29/80	295.19	211.67	506.86
	ROBINSON, GEORGE A	6	03/29/80	243.15	174.34	417.49
	ROSENDIN, HENRY A	27	03/29/80	1,567.05	1,123.62	2,690.67
	SCHULTZ, WILMA T	4	03/29/80	101.02	72.44	173.46
S	SPURGEON, JOAN S	21	03/29/80	492.77	520.14	1,012.91
	WATKINS, WILLIAM J	25	03/29/80	1,068.31	766.01	1,834.32
	MC RAE, LAURA	20	03/30/80	789.25	565.93	1,355.18
#	WAGNER FERGUSON, DORIS	1	04/02/80	29.72	2.08	31.80
S	CHAFFINO, LUZ R	12	04/06/80	408.67	291.66	700.33
	BOCHEL, GEORGE M	19	04/17/80	798.46	569.84	1,368.30
D	DAVIS, GEORGE E	9	04/19/80	561.38	400.65	962.03
	GREINER, FRANCIS L	29	04/19/80	2,081.46	1,485.54	3,567.00
	PACHECO, ANTHONY P	30	04/26/80	1,047.54	747.64	1,795.18
	ZANZOLA, ROSE A	8	05/03/80	243.88	172.82	416.70
ND	DUNCAN, CLYDE R	10	05/18/80	458.65	325.05	783.70
	DENLINGER, MARY J	5	05/31/80	133.32	94.44	227.76
S	GARDNER, JANE H	3	05/31/80	303.94	214.40	518.34
	BONIOR, AILIE L	12	06/07/80	338.35	238.69	577.04
	SAUCEDO, ALFONSO	16	06/21/80	471.04	511.36	982.40
	FORSTER, JAMES	11	07/19/80	527.31	360.97	888.28
D	MOORE, JO ANNE	20	07/19/80	916.29	627.20	1,543.49
	MURILLO, NORMAND B	30	07/26/80	1,538.43	1,053.00	2,591.43
	MOORE, CATHERINE M	7	08/01/80	142.08	96.78	238.86
S	DOUGLAS, LAVENE	17	08/02/80	333.26	227.00	560.26
	TAGGART, VIVIAN B	12	08/16/80	400.97	273.12	674.09
	ROLLINS, SARAH	5	08/25/80	36.80	25.04	61.84
	KARSTEDT, V ELIZABETH	5	09/04/80	136.89	92.55	229.44
S	TOM, PEARL	17	09/13/80	721.56	487.93	1,209.49
S	WENDALL, MILDRED O	12	09/24/80	681.92	461.12	1,143.04
	CONROY, THOMAS L	9	09/27/80	598.07	404.43	1,002.50
	AINLEY, DORIS L	15	10/04/80	557.31	517.33	1,074.64

CITY OF SAN JOSE

FEDERATED CITY EMPLOYEES' RETIREMENT SYSTEM
RETIREEES AND BENEFICIARIES FOR THE YEAR ENDING June 30, 1996

	NAME	YRS SERV	DATE RET/DTH	***FINAL BASE	MONTH*** COL	TOTAL
	SMITH, WILLIAM J	11	10/10/80	490.58	330.13	820.71
S	VALLES, SHIRLEY J	11	10/16/80	429.66	289.14	718.80
ND	BALLENBERG, EDNA P	5	11/01/80	415.54	277.57	693.11
	YOUNG, ROBERT J	3	11/12/80	189.55	126.62	316.17
	ARGALL, GEORGE	19	11/14/80	623.93	450.71	1,074.64
	CARSON, LILLIAN C	14	11/28/80	278.14	185.81	463.95
	FONTES, MAXINE S	13	11/29/80	381.27	254.66	635.93
ND	INTRAVIA, ANTHONY J	8	12/16/80	530.71	352.76	883.47
	CARTER, WILLIAM G	15	01/03/81	671.11	442.73	1,113.84
	KARREN, RICHARD K	26	01/03/81	2,235.14	1,474.53	3,709.67
	KENDALL, ROSALIE	9	01/03/81	283.42	186.98	470.40
	KEVORKIAN, HARRY	25	01/03/81	1,896.08	1,250.87	3,146.95
	ROTI, PETER P	26	01/03/81	910.38	600.56	1,510.94
	LAINE, WILLIS A	12	01/07/81	382.15	252.11	634.26
	COLEMAN, PATRICIA GERRY	12	01/10/81	363.61	239.89	603.50
	MILLER, ESTHER F	18	01/10/81	643.83	430.81	1,074.64
S	REEVES, SUSAN D	6	01/17/81	273.42	170.93	444.35
S	YOKUM, ELVA	24	01/17/81	658.15	434.21	1,092.36
	SELVA, JOHN P	21	01/18/81	620.53	454.11	1,074.64
	SALISBURY, DOROTHY L	6	01/31/81	141.38	93.27	234.65
	BISHOP, EDWARD L	16	02/28/81	892.56	585.87	1,478.43
	LAUE, RICHARD F	18	02/28/81	886.66	582.01	1,468.67
S	SHARPS, BETTY S	21	02/28/81	681.62	411.33	1,092.95
	ICHIKAWA, JAMES	26	03/20/81	1,067.10	695.13	1,762.23
S	AMENDE, MARIA	15	03/28/81	413.67	269.50	683.17
	GALINSKI, MARTIN F	20	03/28/81	974.55	634.88	1,609.43
	HARAGUCHI, SAM I	22	03/28/81	934.75	608.92	1,543.67
S	URIAS, ZORAIDA J	29	03/28/81	428.25	278.99	707.24
	HIRATA, BOB M	25	03/29/81	789.71	514.43	1,304.14
	VALADEZ, WILLIAM	26	03/29/81	987.94	643.60	1,631.54
#	SCOTT, BETTY Z	2	04/07/81	29.46	1.77	31.23
	DUNKLE, KENNETH W	24	04/11/81	1,097.83	658.96	1,756.79
	PISTELLO, ANTONIO J	30	04/25/81	1,050.23	630.37	1,680.60
	WRIGHT JR, R GEORGE	30	04/25/81	1,136.58	682.19	1,818.77
ND	HALENBECK, GEORGE	7	04/26/81	214.68	90.39	305.07
	ROBINSON, JOSEPH W	10	05/23/81	594.07	353.80	947.87
	DUNKLE, MARJORIE L	11	05/30/81	409.27	243.75	653.02
	SHIELDS, ROBERT J	16	05/30/81	1,236.14	736.19	1,972.33
	SPRAGUE, RUSSELL L	15	05/30/81	591.27	483.37	1,074.64
	SHEELY SR, WILLIAM E	5	06/05/81	168.70	99.94	268.64
	GRIESHAMMER, EMMA	32	06/06/81	1,569.23	929.68	2,498.91
S	SMALLWOOD, FRANK	15	06/06/81	229.09	225.29	454.38
#	DORFMAN, LORRAINE H	2	06/30/81	38.03	2.28	40.31
	TURTURICI, ANTHONY R	30	07/04/81	3,427.86	1,963.50	5,391.36
	JUAREZ, LUIS R	30	07/05/81	969.70	555.43	1,525.13
	MILLER, RAYMOND C	8	07/14/81	259.33	148.55	407.88
	BELICK, FRANK M	34	07/18/81	2,629.89	1,506.43	4,136.32
	THATCHER, ELIZABETH	15	08/01/81	453.12	437.25	890.37
S	DZIEIAK, ELIZABETH	18	08/14/81	402.07	229.08	631.15
	EYRL, EDWARD L	9	08/22/81	441.35	251.45	692.80
	HAYAKAWA, JOHN M	12	08/26/81	205.14	116.86	322.00
#	OSTROWSKI, LORRAINE	4	09/07/81	73.43	3.67	77.10

CITY OF SAN JOSE

FEDERATED CITY EMPLOYEES' RETIREMENT SYSTEM
RETIREES AND BENEFICIARIES FOR THE YEAR ENDING June 30, 1996

	NAME	YRS SERV	DATE RET/DTH	***FINAL MONTH*** BASE	COL	TOTAL
S	ABAD, ISABEL	22	09/19/81	318.29	219.04	537.33
S	CAMPOS, ANITA	23	10/01/81	888.16	499.16	1,387.32
	CAHALAN, THOMAS A	18	10/02/81	1,173.16	659.31	1,832.47
S	BROWN, CAREN	18	10/08/81	926.32	520.59	1,446.91
ND	SCATES, ORVAL T	7	10/16/81	694.06	390.07	1,084.13
	GILBERT, ROBERT	26	10/31/81	1,465.74	823.74	2,289.48
	MC EWEN, SCOTTY A	8	11/01/81	319.16	177.89	497.05
D	AVILLA, KENNETH W	20	11/21/81	741.28	413.14	1,154.42
S	JUAREZ, GUILLERMINA P	24	11/21/81	475.10	433.15	908.25
	VALVERDE, CECIL	20	11/21/81	789.51	440.05	1,229.56
S	RAMOS, MARY LOU	19	12/01/81	352.54	464.09	816.63
	BETTINGER, DALE F	31	12/12/81	1,486.24	823.80	2,310.04
	BURGETT, BILL G	13	12/12/81	589.81	326.92	916.73
	ROBERTS, CHARLES R	30	12/12/81	1,228.34	680.89	1,909.23
S	BAGLEY, ADELYN	27	12/19/81	814.13	451.28	1,265.41
	LA RAGIONE, JOSEPH	34	12/19/81	1,635.21	906.39	2,541.60
S	MC DONOUGH, MARY E	18	12/19/81	446.13	247.29	693.42
	PINON, ALBERT	6	12/23/81	410.27	227.40	637.67
S	BARBOSA, BEATRIZ	8	12/29/81	472.55	261.93	734.48
	SCHRECKENGOST, RALPH W	9	12/31/81	371.26	205.80	577.06
S	MUNSON, VELMA	21	01/09/82	555.76	305.50	861.26
S	TUILAGI, SIATUFITI	8	01/16/82	226.60	121.15	347.75
	PAVKOV, PETER	16	02/13/82	762.70	416.91	1,179.61
S	DAVIS, BARBARA	14	02/20/82	315.78	172.60	488.38
	MC GEE, DOROTHY L	10	02/20/82	235.97	128.97	364.94
D	JONES, AMOS F	21	02/27/82	1,020.04	557.53	1,577.57
S	LE SUEUR, DOROTHY	8	02/27/82	335.37	183.30	518.67
	KELLY, JOHN M	12	02/28/82	423.14	231.28	654.42
D	CARRILLO, MANUEL F	3	03/01/82	479.50	248.75	728.25
D	CLAYTON, HAROLD	12	03/01/82	764.71	414.44	1,179.15
ND	DOWNING, LURLEEN V	7	03/01/82	487.34	264.14	751.48
	NIVER, GERRIT	15	03/22/82	548.68	476.49	1,025.17
S	LAWRANCE, MARIE	15	03/26/82	342.60	194.70	537.30
	SIRONEN, ALEX U	24	03/27/82	1,722.70	933.64	2,656.34
S	TREVINO, CONSUELO	30	03/27/82	525.07	284.57	809.64
	WOOD, AVELINA F	7	03/27/82	378.26	205.00	583.26
	LEAF, ERNEST R	20	04/03/82	883.21	478.66	1,361.87
	TOALE, JAMES H	5	04/17/82	149.97	81.27	231.24
	BORGLUM, GEORGE A	15	05/08/82	1,025.94	556.02	1,581.96
	SISTO, DANIEL E	13	06/09/82	569.60	308.70	878.30
S	MC CLINTOCK, JUNE	10	06/12/82	259.96	140.87	400.83
	HAMMILL, ELEANORE J	17	07/01/82	353.09	460.00	813.09
D	OLIVAS, SOLEDAD O	7	07/01/82	481.38	260.88	742.26
	FOWLER, MARILYN J	5	07/03/82	220.46	116.22	336.68
	WALKER, ERNEST R	36	07/03/82	1,775.39	936.14	2,711.53
	HERNANDEZ, FRANCISCO	28	07/10/82	1,146.64	604.60	1,751.24
	DETWILER, ROYCE D	13	07/12/82	361.87	190.81	552.68
	ALLAN, LORRAINE	5	07/17/82	167.83	88.49	256.32
	TAYLOR, CHARLES	21	07/17/82	1,093.43	576.53	1,669.96
	LEVANDOWSKI, HERBERT	18	07/25/82	938.64	494.92	1,433.56
	MC LAUGHLIN, MARDELL M	7	07/31/82	244.79	129.04	373.83
	GARDNER, MARILYN I	13	08/01/82	414.96	218.79	633.75

CITY OF SAN JOSE

FEDERATED CITY EMPLOYEES' RETIREMENT SYSTEM
RETIREES AND BENEFICIARIES FOR THE YEAR ENDING June 30, 1996

	NAME	YRS SERV	DATE RET/DTH	***FINAL MONTH*** BASE	COL	TOTAL
	FRYE, WALTER R	8	08/03/82	254.10	133.96	388.06
	ULRICH, ROBERT E	7	08/14/82	347.24	183.09	530.33
	MC GOVERT, ESTHER A	18	08/21/82	854.53	450.59	1,305.12
	BANKER, DOROTHY L	19	08/28/82	871.41	459.46	1,330.87
S	JONES, ROSE S	7	09/11/82	151.57	79.92	231.49
	NIEMANN, ROBERT F	22	09/25/82	1,475.69	778.11	2,253.80
	ROMERO, DEMETRIO	26	09/25/82	1,194.10	629.61	1,823.71
	WILLIAMS, JACK W	18	10/02/82	940.46	495.89	1,436.35
	PRESTIGIACOMO, GEORGE F	24	10/09/82	1,125.32	593.35	1,718.67
	COLEMAN, WILLIAM E	20	10/12/82	1,753.05	924.34	2,677.39
	MONTIJO, RAYMOND A	26	10/23/82	1,011.40	533.28	1,544.68
D	MORALES, RAYMOND K	9	10/23/82	626.24	330.21	956.45
	SAALWAECHTER, GENE G	12	11/06/82	1,445.38	762.10	2,207.48
	SANZONE, ANTOINETTE	20	11/06/82	802.87	423.32	1,226.19
#	STABELL, FRED K	2	11/15/82	33.04	1.32	34.36
S	LYNCH, MAY	23	11/18/82	560.33	449.64	1,009.97
S	FABOS, JOHN G	17	12/04/82	371.76	453.65	825.41
	ROBERTS, J C	17	12/11/82	1,035.89	546.22	1,582.11
	FUJIMOTO, TSUGIO	24	12/18/82	1,464.91	772.39	2,237.30
	KAVANAUGH, GLORIA J	15	12/18/82	579.88	484.86	1,064.74
	NORWIG, ANN MARY	5	12/18/82	185.90	98.02	283.92
	GOW, KEITH L	15	12/24/82	908.09	478.82	1,386.91
ND	GARZA, STEVE	19	01/01/83	741.14	390.79	1,131.93
	HALLA, THOMAS M	33	01/01/83	1,615.13	851.63	2,466.76
	SHANEN, ARTHUR E	23	01/01/83	1,246.36	657.17	1,903.53
	SHANEN, CHARLOTTE L	22	01/01/83	1,011.97	533.60	1,545.57
	WATKINS, NORMAN J	15	01/08/83	625.99	448.65	1,074.64
S	ANDRADE, PATSY J	26	01/12/83	557.15	275.09	832.24
	OEHLERT, JOE D	9	01/15/83	874.46	461.10	1,335.56
	VOGELHUBER, HEATHER	23	01/15/83	1,220.96	643.80	1,864.76
	BUTOROVICH, LUCILLE	24	01/29/83	1,124.27	592.78	1,717.05
D	WANG, JAMES	4	01/29/83	533.37	281.22	814.59
	HARTLEY, LEONORA E	20	02/12/83	233.47	311.88	545.35
	HARTLEY, WILLIAM O	20	02/12/83	952.44	313.41	1,265.85
	ADAMS, MARIE	6	02/15/83	146.11	77.02	223.13
S	TWERDAHL, MARCELLA	7	02/19/83	240.35	126.72	367.07
	YAMAMOTO, ROBERT T	9	02/27/83	324.95	171.33	496.28
	HANLEY, RALPH	10	03/13/83	432.34	227.97	660.31
S	RICHBURG, VERNA	24	03/16/83	490.87	430.65	921.52
	LARA, LEE H	24	03/26/83	1,052.10	554.74	1,606.84
	POLIZZI, JOSEPH S	9	03/26/83	502.19	264.80	766.99
	KOENIG, DONALD V	30	04/04/83	2,317.25	1,214.94	3,532.19
	KLEIN, IRVING L	21	04/09/83	1,478.47	775.16	2,253.63
	TORRANCE, FAY J	12	04/09/83	580.14	304.17	884.31
S	BROWN, VELETA	10	04/10/83	172.48	90.46	262.94
	CAREY, ROBERT D	13	04/11/83	233.77	122.58	356.35
	HANSEN, PAUL A	17	04/23/83	945.78	495.88	1,441.66
	HOFFMAN, BONITA	24	04/23/83	851.87	446.63	1,298.50
	HINDIYEH, OMAR	12	04/29/83	641.09	336.12	977.21
	HARAGUCHI, ESTHER H	14	04/30/83	534.99	280.49	815.48
	HALL, DAN I	20	05/07/83	1,320.46	686.44	2,006.90
D	SWAN, CURTIS L	4	05/19/83	530.64	275.87	806.51

CITY OF SAN JOSE

FEDERATED CITY EMPLOYEES' RETIREMENT SYSTEM
RETIREES AND BENEFICIARIES FOR THE YEAR ENDING June 30, 1996

	NAME	YRS SERV	DATE RET/DTH	***FINAL BASE	MONTH*** COL	TOTAL
S	GUADAN, MARY L	25	05/21/83	902.13	439.70	1,341.83
	HERNANDEZ, PEDRO A	23	05/21/83	1,000.96	520.35	1,521.31
ND	CARVER, JAMES A	9	05/23/83	769.50	400.03	1,169.53
S	MIKLICA, MARY E	13	06/05/83	315.38	163.04	478.42
S	FANGONILLO, MONICA M	10	06/18/83	174.89	91.21	266.10
S	HENDERSON, LEONARD L	5	07/02/83	96.07	44.35	140.42
	MURRELL, RONALD A	26	07/16/83	1,228.51	611.68	1,840.19
ND	CHACON, OSCAR	9	08/08/83	447.81	221.64	669.45
	ELLSWORTH, SYLVIA	11	08/13/83	504.00	249.46	753.46
	SHANNON, BARBARA E	6	08/15/83	156.95	77.70	234.65
#	NAST, WILLIAM	2	08/19/83	50.06	1.50	51.56
	COLLINS, JEAN L	11	08/20/83	501.17	248.08	749.25
	HARDY, NORMAN M	13	08/27/83	865.49	428.39	1,293.88
	LYONS, THAYER D	8	08/27/83	541.67	268.12	809.79
	MARTIN, ROBERT E	15	09/03/83	605.07	469.57	1,074.64
#	TEICHER, CHARLOTTE	4	09/16/83	57.27	1.72	58.99
	ATKINSON, DONALD C	23	09/17/83	2,383.24	1,169.14	3,552.38
	KAMMERER, AURORA	12	09/25/83	566.89	278.08	844.97
	LASKIN, FRANKLIN T	27	10/01/83	2,456.25	1,197.78	3,654.03
	WALLIS, CARL W	20	10/08/83	1,221.29	595.57	1,816.86
S	HARRIS, RICHARD L	12	10/22/83	243.98	118.96	362.94
	MC GREEN, ARLINE	9	12/01/83	424.58	203.90	628.48
	AFONSO, LIONEL	25	12/17/83	1,309.51	628.94	1,938.45
	MEDINA, RALPH	23	12/18/83	1,065.52	511.74	1,577.26
S	GALDIN, ISABEL	20	12/31/83	579.03	432.24	1,011.27
	GROTH, MERRILL	18	12/31/83	703.61	371.03	1,074.64
	PEREGRINO, RAUL	10	12/31/83	376.83	181.01	557.84
	SCHMIDT, FRED	18	12/31/83	1,109.70	532.96	1,642.66
D	MARTINEZ, ROBERT B	22	01/01/84	932.24	443.61	1,375.85
	SILVA, BETTY L	15	01/06/84	691.57	383.07	1,074.64
	DALTON, VERNELLE A	7	01/28/84	319.04	151.86	470.90
D	FOLEY, JAMES S	7	01/28/84	668.93	318.31	987.24
	GUERNSEY, DORIS M	10	01/28/84	471.27	224.29	695.56
	RADON, JOHN J	20	01/28/84	1,305.96	621.50	1,927.46
D	LAGATTUTA, ENZI J	24	02/14/84	773.54	365.85	1,139.39
	LAGATTUTA, ROSALYNN A	24	02/14/84	702.97	332.45	1,035.42
S	VANCE, DONNA M	22	02/22/84	1,055.34	499.14	1,554.48
	ALDERETE, CHARLES P	20	02/25/84	1,543.84	730.12	2,273.96
S	MEDINA, JUANITA	16	02/25/84	952.54	450.51	1,403.05
	TUTTELMAN, VERNA	16	02/25/84	821.69	388.61	1,210.30
	FERGUSON, KENNETH	26	03/17/84	1,803.66	845.08	2,648.74
	IVERSON, NAOMI A	8	03/17/84	362.54	169.88	532.42
	DE AMICIS, JEAN	10	03/21/84	439.68	206.01	645.69
	HYDE, WILMA J	30	03/24/84	1,815.65	850.70	2,666.35
S	PEMBERTON, MELBA	18	03/30/84	396.54	185.80	582.34
S	KITTLE, REBECCA F	6	03/31/84	146.15	68.48	214.63
	ZAPPACOSTA, RAECHEL D	19	03/31/84	699.31	375.33	1,074.64
	MENNING, ROY KURT	25	04/07/84	2,251.46	1,029.24	3,280.70
	COLEMAN, SHIRLEY P	11	04/13/84	852.12	389.56	1,241.68
	ZAPIEN, DONALD T	26	04/14/84	1,233.49	563.90	1,797.39
D	YOUNG, CHARLES E	30	04/21/84	1,409.54	644.36	2,053.90
S	GERHARDT, ELLI	19	04/28/84	679.09	639.68	1,318.77

CITY OF SAN JOSE

FEDERATED CITY EMPLOYEES' RETIREMENT SYSTEM
RETIREES AND BENEFICIARIES FOR THE YEAR ENDING June 30, 1996

	NAME	YRS SERV	DATE RET/DTH	***FINAL MONTH*** BASE	COL	TOTAL
	HARTMAN, EDWARD	11	04/28/84	241.16	110.25	351.41
	SCHULTZ, GEORGE E	21	04/28/84	1,120.61	512.28	1,632.89
	TROUP, VERNE B	20	05/15/84	1,683.88	762.63	2,446.51
D	LEWIS, KENNETH D	14	05/19/84	989.32	448.06	1,437.38
	ROUSE, CHARLES S	25	05/19/84	1,595.78	722.71	2,318.49
	FERINI, NANCY L	15	05/28/84	584.93	444.03	1,028.96
	MATTHIESEN, ARTHUR R	37	06/01/84	2,209.19	994.29	3,203.48
	WILSON, MAXINE K	13	06/02/84	662.02	297.96	959.98
	BOYCE, FLORENCE	5	06/09/84	86.53	38.94	125.47
	GALE, CHET L	30	06/16/84	284.06	127.86	411.92
	TUCKER, GAIL	7	06/16/84	284.06	127.86	411.92
	ERICKSON, SHELDON L	16	06/25/84	826.72	372.06	1,198.78
	THORESON, CARL W	17	06/27/84	762.79	343.29	1,106.08
	RIVARD, EMERSON R	17	06/30/84	1,324.36	596.02	1,920.38
	SHAFFER, ROSEMARY M	6	07/12/84	271.39	117.18	388.57
	DAKINS, MALCOLM T	14	07/28/84	1,258.55	543.37	1,801.92
S	LAURANCE, ERVIN	19	07/28/84	371.59	165.73	537.32
S	BOWLDS, LOIS M	35	07/31/84	2,382.89	1,028.87	3,411.76
D	INOUE, TAKESHI J	9	08/11/84	769.63	330.12	1,099.75
D	MOODY, THOMAS K	17	08/18/84	744.39	330.25	1,074.64
D	GARCIA, MARIO R	21	08/21/84	1,042.56	447.22	1,489.78
	CUTRIGHT, TALMADGE M	30	09/01/84	1,838.24	780.78	2,619.02
D	EASTUS, JOHN E	24	09/01/84	3,711.20	1,576.35	5,287.55
	LINCOLN, ROBERT M	26	09/01/84	2,557.06	1,086.11	3,643.17
	MILLEN, MARY M	7	09/01/84	300.55	127.66	428.21
	SAPPINGTON, ROBERT	31	09/01/84	2,651.69	1,126.30	3,777.99
	REYES, RAFAEL H	18	09/08/84	902.06	383.14	1,285.20
	NICKELL, BENNIE D	16	09/18/84	905.95	384.82	1,290.77
	MURPHY, DOROTHY P	11	09/22/84	743.27	315.70	1,058.97
	THOME, RICHARD T	30	09/22/84	2,214.32	940.52	3,154.84
	VASQUEZ, EDMUND G	16	09/22/84	702.79	371.85	1,074.64
S	CIMINO, ARLENE	18	10/01/84	917.44	387.09	1,304.53
	FALTERSACK, EDWARD J	21	10/06/84	1,760.77	742.93	2,503.70
	JEFFERSON, HERMELINE	19	11/03/84	971.25	405.72	1,376.97
S	LEWIS, NAOMI	10	12/01/84	456.39	189.37	645.76
	FERRARI, HAROLD D	30	12/15/84	2,107.87	874.59	2,982.46
	HOOVEN, ALVA R	26	12/29/84	2,231.56	925.94	3,157.50
	NEUGEBAUER, FRANCIS A	30	12/29/84	1,480.72	614.42	2,095.14
	JIMENEZ, RAFAEL R	15	01/05/85	1,343.94	551.98	1,895.92
	TERSCHUREN, ERNEST W	27	01/05/85	2,515.26	1,033.06	3,548.32
S	KITTLER, WILFRED	20	01/11/85	562.08	197.64	759.72
S	HAMMILL, ELEANORE	22	01/12/85	983.76	404.03	1,387.79
	MARTINEZ, HENRY S	19	01/12/85	948.94	389.71	1,338.65
S	ZUPARKO, LILLIAN	25	01/12/85	947.94	389.34	1,337.28
D	CARLITZ, JOSEPH H	22	01/19/85	1,651.62	678.34	2,329.96
	CHANCE, BEVERLY J	24	01/20/85	1,506.21	618.64	2,124.85
	AULD, MARGARET P	21	01/26/85	996.74	409.36	1,406.10
	EDWARDS, JACK E	19	02/09/85	1,333.66	544.02	1,877.68
	PHELPS, ROBERT C	25	02/09/85	1,874.32	764.54	2,638.86
	WELLS, MIMI F	23	02/09/85	1,197.24	488.37	1,685.61
	ZUNIGA, RODOLFO O	28	02/09/85	1,423.56	580.68	2,004.24
	COVICH, ALEC D	29	02/23/85	2,005.80	818.17	2,823.97

CITY OF SAN JOSE

FEDERATED CITY EMPLOYEES' RETIREMENT SYSTEM
RETIREEES AND BENEFICIARIES FOR THE YEAR ENDING June 30, 1996

	NAME	YRS SERV	DATE RET/DTH	***FINAL MONTH*** BASE	COL	TOTAL
	FERREIRA-CINELLI, LUCY	31	02/23/85	1,717.37	700.52	2,417.89
	VANEGAS, ALBERT F	30	02/23/85	2,131.62	869.47	3,001.09
	ALDOUS, LILLIAN E I	7	03/01/85	534.29	394.79	929.08
	MOLDENHAUER, PEGGY	10	03/02/85	497.26	200.73	697.99
	PABST, DONALD J	30	03/02/85	2,128.28	859.17	2,987.45
#	BUDER, ARLYNN	3	03/09/85	62.56	1.25	63.81
	FARNSWORTH, MARGUERITE	25	03/09/85	1,452.96	586.54	2,039.50
	GETREU, SANFORD	9	03/09/85	472.42	190.71	663.13
S	HAND, DAVID	7	03/09/85	70.53	28.47	99.00
	JACOBI, ERWIN H	9	03/09/85	777.67	313.95	1,091.62
	JACKSON, HELEN	33	03/23/85	3,019.45	1,218.92	4,238.37
	MUNGER, MARION A	19	03/23/85	877.14	354.08	1,231.22
S	MOORE, LOIS D	14	03/28/85	682.90	275.69	958.59
	GALINDO, DANIEL	36	03/30/85	1,905.06	769.07	2,674.13
S	HANDA, CLARA	24	03/30/85	564.44	204.78	769.22
	PATTY, EVELYN M	24	03/30/85	1,321.26	533.41	1,854.67
	WILSON, ANNA I	10	04/20/85	442.46	175.60	618.06
	PRATT, THOMAS D	13	04/24/85	396.20	157.24	553.44
S	MC CLARD, CARL D	6	05/03/85	720.33	282.94	1,003.27
	FIRTH, PAULINE D	17	05/04/85	1,874.93	736.44	2,611.37
	GALLAHER, RAY C	22	05/04/85	1,135.22	445.89	1,581.11
	JOHNSON, CATHERINE E	9	05/04/85	361.07	141.83	502.90
	MEYERS, DONALD J	18	05/10/85	850.50	334.04	1,184.54
D	GAULDEN, MARY H	5	05/17/85	594.81	233.62	828.43
	HILL, MELVIN R	19	05/17/85	1,013.74	398.17	1,411.91
	NORGAARD, RICHARD J	19	05/18/85	1,520.61	597.29	2,117.90
	BOGGINI, DAVID K	28	05/25/85	4,516.05	1,773.83	6,289.88
D	RUIZ, ANTONIO	28	06/20/85	1,326.13	517.28	1,843.41
	CIANCARULO, SHARON L	10	06/29/85	397.98	155.23	553.21
	CURRAN, JAMES	19	06/29/85	1,005.92	392.38	1,398.30
	JACKLICH, ROBERT J	25	06/29/85	1,274.79	497.27	1,772.06
	WETTER, ROBERT H	15	07/13/85	1,141.14	424.96	1,566.10
S	PANGRAC, ARDYCE H	12	07/20/85	509.12	189.59	698.71
	HARNESS, KENNETH D	15	08/03/85	757.15	317.49	1,074.64
	WHALEY, RICHARD W	30	08/24/85	2,133.05	788.63	2,921.68
	BABYLON, ELVAN	6	09/29/85	186.94	68.36	255.30
	NICHOLAS, PHILLIP	23	10/05/85	1,939.84	704.15	2,643.99
	AKROP, ANNE G	7	10/07/85	529.24	371.21	900.45
	DAVIS, THEODORE R	27	10/12/85	1,718.27	623.70	2,341.97
	SPALDING, JOHN E	6	10/17/85	299.53	108.71	408.24
	LEANOS, ANTONIO	27	10/19/85	1,442.55	523.63	1,966.18
	ALLEN, L RHEDA	9	11/09/85	371.62	133.41	505.03
D	SAVEDRA, ARTHUR F	23	11/23/85	907.19	325.64	1,232.83
	SIROTT, JOANNE B	12	11/30/85	791.81	284.22	1,076.03
	CRIMI, ROSE M	29	12/03/85	2,487.30	886.15	3,373.45
	MARCUS, SUSAN T	5	12/14/85	292.97	104.37	397.34
	WILSON, EVELYN L	17	12/14/85	1,196.04	426.13	1,622.17
	MULVANY, ROBERT L	27	12/21/85	1,381.97	492.34	1,874.31
	WHITCOMB, BETTY M T	27	12/21/85	823.11	293.25	1,116.36
S	BAILOR, LILLIAN	19	12/28/85	622.03	400.72	1,022.75
	ROGERS, ROBERT	23	01/04/86	1,561.00	549.82	2,110.82
	BENAVIDES, REYNALDO P	20	01/11/86	895.90	315.57	1,211.47

CITY OF SAN JOSE

FEDERATED CITY EMPLOYEES' RETIREMENT SYSTEM
RETIREEES AND BENEFICIARIES FOR THE YEAR ENDING June 30, 1996

	NAME	YRS SERV	DATE RET/DTH	***FINAL MONTH*** BASE	COL	TOTAL
	HEIN, FREDERICK	17	01/11/86	1,687.01	594.18	2,281.19
	QUIRLEY, PHYLLIS J	15	01/11/86	735.51	339.13	1,074.64
	BIRKEY, MONROE C	12	01/25/86	858.16	302.27	1,160.43
	RAPOZA, ARNOLD C	30	01/25/86	1,566.72	551.84	2,118.56
S	HUFF, MARY M	17	02/08/86	509.78	355.90	865.68
	NUTTER, SHELDON H	12	02/08/86	781.66	273.19	1,054.85
	KIZIS, CLIFFORD	19	02/15/86	1,563.77	546.59	2,110.36
	SALAZAR, MAURICIO G	31	02/22/86	2,318.71	810.49	3,129.20
	LA POINTE, NORMAN A	20	03/01/86	1,483.47	512.53	1,996.00
	KELLERMAN, TWYLA	9	03/06/86	225.09	77.76	302.85
	ALLEN, PHILLIP W	25	03/08/86	1,349.85	466.37	1,816.22
	COX, WILLIAM B	25	03/08/86	2,071.89	715.83	2,787.72
	MILLER, NORMAN G	17	03/08/86	806.59	278.68	1,085.27
	SUPAN, PHILIP J	8	03/08/86	659.99	228.02	888.01
	FORBES, JAMES	7	03/11/86	266.27	91.99	358.26
ND	COSIO, ADOLPH S	19	03/20/86	871.01	300.92	1,171.93
	BRUNET, ELFRIEDA E	11	03/22/86	476.46	164.62	641.08
	MC CANN, ALICE C	14	03/22/86	790.06	276.09	1,066.15
	MISAWA, YURIKO N	30	03/22/86	1,757.80	607.30	2,365.10
	PADILLA, ALFREDO	26	03/22/86	1,419.04	490.27	1,909.31
	WELLS, WALTER O	20	03/22/86	1,216.30	420.24	1,636.54
	OLSON, FRANCES J	21	04/05/86	1,266.60	434.28	1,700.88
	MOORE, MAXINE	5	04/12/86	186.35	63.91	250.26
	IMOKAWA, JAMES S	28	04/19/86	2,051.96	703.55	2,755.51
	NELLANY, JOHN W	29	04/19/86	1,915.54	656.78	2,572.32
	MALCOLM, EDITH F	15	04/26/86	986.03	338.07	1,324.10
S	GARIS, ELMER G	18	05/03/86	481.38	164.40	645.78
S	MC CALL, RUTH M	30	05/17/86	1,099.62	349.50	1,449.12
ND	AUST, RICHARD	12	05/31/86	841.63	287.46	1,129.09
	BORING, JAMES W	28	05/31/86	3,390.61	1,158.02	4,548.63
	MEIER, MARCIA	16	05/31/86	972.64	332.19	1,304.83
S	BELVIN, BETTY M	16	06/01/86	617.86	209.38	827.24
S	WILSON, ANNA I	26	06/14/86	1,032.85	318.74	1,351.59
D	MELENDEZ, CAROL	10	06/18/86	848.62	287.61	1,136.23
D	ALEXANDER, TERRY E	5	06/21/86	1,098.94	372.46	1,471.40
	LUDWIG, CHARLOTTE E	13	06/21/86	824.98	279.57	1,104.55
D	OCCHIPINTI, BARBARA A	8	06/21/86	742.44	251.62	994.06
	AMIN, SURENDRA N	6	07/01/86	307.32	103.35	410.67
S	ELDEFONSO, IRMA J	25	07/01/86	1,095.36	368.33	1,463.69
	SWEDEROFSKY, DELBERT J	30	07/12/86	1,914.05	618.31	2,532.36
	TEDESCO, TED	6	07/13/86	659.47	213.02	872.49
S	PROCTOR, CONA	5	07/26/86	174.34	56.32	230.66
	WOLFF, VIRGINIA E	15	08/02/86	711.15	363.49	1,074.64
	FOX, HARWOOD R	9	08/04/86	640.26	205.15	845.41
	KLEIN, LOU ANNA E	21	08/09/86	1,511.88	484.46	1,996.34
	TAKATA, NATSUYE J	27	08/09/86	1,168.16	374.33	1,542.49
	LOUDIN, JEAN C	15	08/16/86	880.53	282.14	1,162.67
	HERIMAN, LEN L	10	08/21/86	392.02	125.63	517.65
#	MARZLUFT, JACK M	3	08/21/86	99.87	.00	99.87
	ANDREWS, MARTHA E	5	08/23/86	223.90	71.75	295.65
S	FAUSKE, GLORIA	15	08/30/86	1,021.49	324.70	1,346.19
	SUNSERI, ANGELO F	22	08/30/86	1,094.70	350.79	1,445.49

CITY OF SAN JOSE

FEDERATED CITY EMPLOYEES' RETIREMENT SYSTEM
RETIREEES AND BENEFICIARIES FOR THE YEAR ENDING June 30, 1996

	NAME	YRS SERV	DATE RET/DTH	***FINAL MONTH*** BASE	COL	TOTAL
	VEGA, BETZABETH	11	09/01/86	855.65	273.07	1,128.72
	SERVOS, KENNETH	28	09/13/86	1,141.34	364.23	1,505.57
D	MORENO, MARIA E	3	09/24/86	692.65	221.06	913.71
	O'NEIL, DIANE C	12	10/01/86	571.29	180.83	752.12
S	BRADLEY, JACK W	6	10/04/86	160.82	44.75	205.57
	OLIVER, DREXEL W	25	10/04/86	1,515.99	479.83	1,995.82
	TYLER, HOWARD O	8	10/08/86	433.49	137.21	570.70
	CIVELLI, JOHN A	18	10/18/86	1,508.63	477.52	1,986.15
	CRUZ, BEATRICE	29	11/01/86	1,491.30	468.13	1,959.43
	GUMM, ELIZA E	15	11/01/86	901.96	283.15	1,185.11
	LAWS, JOHN W	27	11/01/86	3,125.22	981.03	4,106.25
	MOORE, RICHARD H	25	11/01/86	946.01	296.97	1,242.98
	SARKAR, GOUTAM	14	11/01/86	1,339.46	420.48	1,759.94
	KYLE, GERALDINE V	19	11/08/86	1,083.58	340.16	1,423.74
S	LEASURE, JEWELL	16	12/01/86	684.79	389.85	1,074.64
	KISSINGER, DENNIS P	16	12/13/86	1,423.63	443.17	1,866.80
	SHUH, CLARENCE J	16	12/13/86	1,864.99	580.57	2,445.56
	SANDERS, DALE O	19	12/20/86	1,608.75	500.79	2,109.54
S	SKIDMORE, JOYCELYNN A	13	12/22/86	251.46	78.27	329.73
	GLENZER, RICHARD E	22	12/27/86	1,101.32	342.83	1,444.15
	SHEEHAN, JERRY M	27	01/04/87	2,081.50	645.25	2,726.75
	COLLINS, FLORENCE	11	01/10/87	576.69	178.77	755.46
	VAN WESTENBERG, WALTER	20	01/10/87	1,535.14	475.88	2,011.02
	WALLS, EFFIE M	11	01/10/87	539.61	167.27	706.88
	BLAIR, NOLAN B	30	01/17/87	2,067.38	640.86	2,708.24
	CARDOZA, JOSEPH E	19	01/24/87	1,402.87	434.87	1,837.74
	LOO, DOROTHY	8	01/24/87	355.52	110.20	465.72
	KAWABATA, YUKIO	26	01/31/87	1,459.68	452.48	1,912.16
	ROSENTHAL, MARSHALL B	40	01/31/87	1,359.62	421.48	1,781.10
	WARRINER, EDWARD G	30	01/31/87	1,637.54	507.62	2,145.16
	WELLS, BENJAMIN E	5	02/05/87	155.38	47.76	203.14
	GALLAGHER, JAMES T	15	02/14/87	630.41	372.87	1,003.28
	SUGIMOTO, MARY N	20	02/28/87	1,185.73	364.47	1,550.20
	BRISENO, JOHN V	25	03/07/87	1,419.95	432.77	1,852.72
S	VINYARD, ETNA L	27	03/07/87	1,118.53	340.91	1,459.44
	SPRAGUE, ROBERT G	18	03/14/87	996.11	303.56	1,299.67
	PETERSON, CLAIRE M	15	03/28/87	725.54	349.10	1,074.64
ND	HARVEY, KENNETH D	10	03/29/87	914.67	278.75	1,193.42
	KATAYAMA, TSUNEO	30	04/04/87	1,648.40	498.21	2,146.61
	PRESSLEY, GLADYS O	5	04/04/87	84.03	25.39	109.42
	HOSIER, BARBARA	13	04/13/87	221.57	66.96	288.53
	FREESE, PAUL D	20	04/18/87	1,666.80	503.77	2,170.57
	LOCKWOOD, ARTHUR L	15	04/18/87	826.16	249.70	1,075.86
	SOULE, ROGER	20	04/18/87	1,491.99	450.94	1,942.93
	YASUKAWA, GEORGE	20	04/18/87	1,398.04	422.55	1,820.59
S	HANSEN, LINDA J	26	04/20/87	2,455.21	742.06	3,197.27
	MC MURRAY, KATHRYN R	7	04/27/87	669.78	202.43	872.21
	BOARDMAN, THOMAS E	30	05/02/87	2,397.95	715.65	3,113.60
S	DAIGLE, SHIRLEY M	26	05/02/87	1,193.83	356.29	1,550.12
	MC DONALD, EDWARD J	17	05/02/87	1,487.42	443.90	1,931.32
	VARGAS, CARLOS R	30	05/02/87	1,702.30	508.04	2,210.34
	PARSONS, RUTH	16	05/16/87	1,282.04	382.60	1,664.64

CITY OF SAN JOSE

FEDERATED CITY EMPLOYEES' RETIREMENT SYSTEM
RETIREEES AND BENEFICIARIES FOR THE YEAR ENDING June 30, 1996

	NAME	YRS SERV	DATE RET/DTH	***FINAL MONTH*** BASE	COL	TOTAL
S	VAJRETTI, RUBY M	30	05/23/87	1,207.29	352.70	1,559.99
	CUENCA, SAMUEL E	24	05/30/87	2,217.75	661.87	2,879.62
	HEIKKILA, BOBBY H	16	05/30/87	1,538.70	459.21	1,997.91
	LOMBARDO, VITO J	20	05/30/87	1,107.87	330.64	1,438.51
S	CABANA, SUSANA C	14	06/06/87	293.48	81.28	374.76
	FERRALES, MANUEL P	12	06/13/87	608.40	180.03	788.43
	CIRIGLIANO, FRANK S	33	06/20/87	3,436.09	1,016.76	4,452.85
D	ENOS, RICHARD E SR	12	06/27/87	662.30	195.98	858.28
	HAZEL, BETTY J	11	06/27/87	931.86	275.74	1,207.60
	ORTEGA, STANLEY	30	06/27/87	1,569.84	464.53	2,034.37
	SALISBURY, HERBERT E	16	06/27/87	1,210.28	358.14	1,568.42
	DAVIS, JEAN A	10	07/01/87	372.36	108.77	481.13
	SHIGEMOTO, KATHERINE N	7	07/04/87	182.67	53.35	236.02
	BLACK, ROBERT H	10	07/11/87	815.89	238.34	1,054.23
	HANDA, JINGO	30	07/11/87	2,326.55	679.60	3,006.15
	RUIZ, ANGEL B	30	07/11/87	1,213.68	335.29	1,548.97
	RUIZ, ESPERANZE	30	07/11/87	460.84	153.84	614.68
	SAVA, JAMES E	18	07/25/87	694.50	202.88	897.38
	BURNELL, VIRGINIA C	11	08/29/87	713.26	206.54	919.80
S	MARTIN, ANNE E	24	09/13/87	2,203.48	629.70	2,833.18
	ALDERS, THEODORE N	7	09/19/87	390.90	111.71	502.61
S	PEREIRA, MARILEE	13	09/25/87	1,488.42	425.34	1,913.76
	STURAK, JOSEPH	8	10/03/87	698.49	197.85	896.34
	AFANADOR, CATALINA	29	10/04/87	765.00	216.68	981.68
	AFANADOR, EPIFANIO	29	10/04/87	1,229.26	302.31	1,531.57
	ALBANESE, JIM	18	10/04/87	1,335.78	378.35	1,714.13
	AYCOCK, RICHARD G	18	10/04/87	1,725.25	488.64	2,213.89
	BAKER, HUGH A	25	10/04/87	2,080.00	589.13	2,669.13
	BARAKATT, RICHARD A	23	10/04/87	2,830.92	801.82	3,632.74
	BARBACCIA, JACK J	24	10/04/87	1,716.91	486.30	2,203.21
	BATTON, DAVID T	20	10/04/87	1,878.71	532.12	2,410.83
	BREWER, DANIEL R	29	10/04/87	2,902.15	822.00	3,724.15
	CADENA, ALBERT D	22	10/04/87	1,329.62	376.61	1,706.23
	CAMPBELL, PAULINE M	20	10/04/87	1,278.64	362.15	1,640.79
	CARBULLIDO, IDA E	23	10/04/87	1,306.96	370.18	1,677.14
	CARTER, BETTY J	21	10/04/87	2,032.48	575.67	2,608.15
	CERVANTEZ, JESUS P	18	10/04/87	676.56	191.63	868.19
	CERVANTEZ, MARY	18	10/04/87	648.20	183.61	831.81
	CIREROL, SUZANNE F	27	10/04/87	2,125.97	602.17	2,728.14
	CLAUSEN, RAYMOND L	25	10/04/87	2,111.87	598.15	2,710.02
	CLOSE, JAMES A	27	10/04/87	1,368.28	387.54	1,755.82
	CODAGHENGO, JOHN A	23	10/04/87	2,025.72	573.76	2,599.48
	CORREIA, ROBERT B	28	10/04/87	1,612.67	456.75	2,069.42
S	COX, JEAN E	26	10/04/87	1,436.94	354.04	1,790.98
	CULBERTSON, PATRICIA A	23	10/04/87	1,694.14	479.85	2,173.99
	CUNNINGHAM, JOYCE E	19	10/04/87	807.62	267.02	1,074.64
	EDWARDS, RAYMOND J	29	10/04/87	2,429.33	688.07	3,117.40
	FERGUSON, JAMES T	30	10/04/87	4,488.15	1,271.22	5,759.37
S	FINLEY, JUDY	27	10/04/87	765.67	216.86	982.53
	GALLO, ALBERT J	27	10/04/87	1,665.01	471.60	2,136.61
	GARCIA, ALBERT P	28	10/04/87	2,135.39	604.82	2,740.21
	GERACI, PAUL N	30	10/04/87	1,909.75	540.92	2,450.67

CITY OF SAN JOSE

FEDERATED CITY EMPLOYEES' RETIREMENT SYSTEM
RETIREEES AND BENEFICIARIES FOR THE YEAR ENDING June 30, 1996

NAME	YRS SERV	DATE RET/DTH	***FINAL BASE	MONTH*** COL	TOTAL
GIUSTI, MICHAEL	27	10/04/87	4,590.65	1,300.26	5,890.91
GONZALES, HENRY S	25	10/04/87	1,071.29	303.43	1,374.72
GRANUM, SHIRLEY ANN	30	10/04/87	1,826.05	517.20	2,343.25
HAMBY, LORRAINE	29	10/04/87	259.19	73.43	332.62
HAYES, DONALD R	30	10/04/87	2,534.24	717.81	3,252.05
HEATH, GLENN C	19	10/04/87	928.07	262.86	1,190.93
HERNANDEZ JR, ABEL	30	10/04/87	1,682.76	476.61	2,159.37
HERNANDEZ, FRANK T	29	10/04/87	1,679.93	475.81	2,155.74
HIGASHI, SUMI	30	10/04/87	1,639.46	464.36	2,103.82
HILDERBRAND, CLARCY RAE	20	10/04/87	939.07	265.98	1,205.05
HOLEMAN, ROY B	18	10/04/87	1,583.62	448.56	2,032.18
HORNING, LEE W	20	10/04/87	1,479.36	419.02	1,898.38
HUERTA, MARIE F	22	10/04/87	1,276.32	361.50	1,637.82
IMOKAWA, HENRY	30	10/04/87	2,316.47	656.11	2,972.58
INAMI, MITS	18	10/04/87	1,288.56	364.96	1,653.52
JOHNSON, CHARLES A	29	10/04/87	2,105.44	596.33	2,701.77
S JOHNSON, MARIAN	16	10/04/87	697.49	197.54	895.03
JONES, ERLINE M	19	10/04/87	1,196.14	338.78	1,534.92
KIRBY, JOSEPH C	16	10/04/87	1,935.47	548.19	2,483.66
KNUTZEN, THEODORE J	28	10/04/87	1,588.10	449.82	2,037.92
KONATSU, MARGIE C	28	10/04/87	1,448.15	410.18	1,858.33
LEE, CURTIS O	30	10/04/87	2,316.47	656.11	2,972.58
LEMIEUX, THOMAS R	28	10/04/87	2,031.76	575.49	2,607.25
LOCONTE, WILLIAM M	30	10/04/87	3,477.72	985.02	4,462.74
LOPEZ, VINCENT S	29	10/04/87	1,715.10	485.79	2,200.89
LOUIS, EDWIN B	30	10/04/87	3,723.24	1,054.56	4,777.80
LOWE, DOROTHY D	30	10/04/87	1,823.70	516.54	2,340.24
LUNDIN, DOLORES	0	10/04/87	377.04	92.72	469.76
MARSHALL, THOMAS E	23	10/04/87	1,642.58	465.24	2,107.82
MARTINEZ, BELARMINO	24	10/04/87	1,478.61	418.77	1,897.38
MASSUCCI, LOUIS	30	10/04/87	2,316.47	656.11	2,972.58
MENDOZA, ART T	28	10/04/87	3,606.57	1,021.52	4,628.09
MESSA, PAUL G	29	10/04/87	1,199.29	339.68	1,538.97
MITCHELL, FREDDY L	19	10/04/87	994.06	281.55	1,275.61
MIURA, AKIO	30	10/04/87	2,174.63	615.94	2,790.57
MIYASAKI, VON C	28	10/04/87	2,392.32	677.58	3,069.90
MOONEY, JAMES G	21	10/04/87	2,081.37	589.52	2,670.89
MOORE, JERRY L	18	10/04/87	1,597.18	452.38	2,049.56
MORENO, EDWARD	30	10/04/87	1,335.90	378.38	1,714.28
NATIONS, SANFORD I	27	10/04/87	1,906.00	539.84	2,445.84
ORTEGA, DELORES	21	10/04/87	327.35	92.73	420.08
ORTEGA, MIKE	21	10/04/87	877.25	248.47	1,125.72
ORTIZ, SYLVIA	27	10/04/87	1,996.40	565.46	2,561.86
PATZ, EDWARD	30	10/04/87	2,584.74	732.09	3,316.83
PICAZO, PABLO	25	10/04/87	1,415.30	400.87	1,816.17
POOLE, ADA C	17	10/04/87	861.70	244.07	1,105.77
PORROVECCHIO, SAM M	21	10/04/87	1,779.88	504.13	2,284.01
PORTILLO, GILBERT Y	23	10/04/87	1,293.86	366.48	1,660.34
PULIDO, EMILIO	24	10/04/87	1,376.21	389.79	1,766.00
QUINTANA, JOSE C	27	10/04/87	2,303.63	652.48	2,956.11
REBHAN, BELMAN E	30	10/04/87	2,534.24	717.81	3,252.05
REYNOLDS, MARY E	28	10/04/87	1,192.49	337.76	1,530.25

CITY OF SAN JOSE

FEDERATED CITY EMPLOYEES' RETIREMENT SYSTEM
RETIREEES AND BENEFICIARIES FOR THE YEAR ENDING June 30, 1996

	NAME	YRS SERV	DATE RET/DTH	***FINAL MONTH*** BASE	COL	TOTAL
	RHODES, DARLA J	28	10/04/87	2,115.24	599.12	2,714.36
	RICHTER, ANNETTE A	27	10/04/87	1,600.16	453.23	2,053.39
	RIVERA, ALBERT M	30	10/04/87	1,743.80	493.91	2,237.71
S	RODRIGUEZ, MICHAEL	16	10/04/87	474.98	134.53	609.51
	RODRIGUEZ, VICTOR M	30	10/04/87	2,316.47	656.11	2,972.58
	ROJAS, ROSALIE Z	21	10/04/87	1,353.27	383.31	1,736.58
	RUE, ELIZABETH J	19	10/04/87	1,031.05	292.02	1,323.07
	RUSTON, DERYL P	26	10/04/87	2,224.22	629.97	2,854.19
	SABORI, ESTHER	19	10/04/87	1,393.15	394.59	1,787.74
	SANCHEZ, RAYMOND F	29	10/04/87	1,388.23	393.21	1,781.44
	SILVER, ANNE M	18	10/04/87	1,098.67	311.18	1,409.85
	STAUDENMAIER, ROBERT	27	10/04/87	2,831.58	802.00	3,633.58
	STRUSS, ROSEMARY E	18	10/04/87	1,110.85	314.64	1,425.49
	SUAREZ, JULIO	25	10/04/87	1,427.13	404.21	1,831.34
	TANNERY, DONALD L	30	10/04/87	2,321.78	657.62	2,979.40
	TATUM, WILLIAM R	24	10/04/87	2,123.90	601.58	2,725.48
	THOMAS, WILLIAM A	28	10/04/87	2,881.19	816.08	3,697.27
	TOHILL, MICHAEL P	18	10/04/87	1,662.68	470.92	2,133.60
	UEDA, TOM T	24	10/04/87	1,246.23	352.98	1,599.21
	UYEDA, DONALD M	30	10/04/87	3,429.46	971.36	4,400.82
	VEGA, ROBERT	28	10/04/87	1,628.93	461.38	2,090.31
	WEAVER, JOHN R	25	10/04/87	1,262.12	357.49	1,619.61
	WIENS, HARRY	29	10/04/87	2,860.53	810.21	3,670.74
	WORTHEY, RICHARD J	25	10/04/87	2,590.96	733.85	3,324.81
	ZAVALA, DON M	29	10/04/87	1,675.05	474.42	2,149.47
	BACA, ROBERT P	30	10/17/87	2,626.00	743.77	3,369.77
	CLONEY, LAWRENCE J	30	10/17/87	2,986.04	845.78	3,831.82
	KANN, MARY JANE	15	10/17/87	1,138.90	322.59	1,461.49
	PAPA, PHYLLIS P	15	10/17/87	740.42	334.22	1,074.64
S	CARTWRIGHT, JOSEPHINE	16	10/19/87	709.08	219.82	928.90
ND	BUMGARNER, CHARLENE A	9	11/12/87	683.53	191.00	874.53
	COLMENERO, RAYMON	26	11/28/87	1,368.67	382.47	1,751.14
	STAUDENMAIER, DONNA	12	11/28/87	883.19	246.78	1,129.97
D	ZEMAN, ELLA MAE	11	11/28/87	856.36	239.29	1,095.65
	FUNK, PATRICIA J	10	12/17/87	222.48	61.60	284.08
S	RULE, GENE YVONNE	28	01/05/88	2,287.60	624.77	2,912.37
	ROBINSON, HENRY D	30	01/09/88	2,343.68	640.07	2,983.75
S	WAGENER, YVONNE E	27	01/12/88	1,983.73	541.78	2,525.51
	STEWART, CARL W	30	01/23/88	2,930.90	800.44	3,731.34
	ROGGEVEEN, ROBERTA A	8	01/31/88	423.62	115.71	539.33
D	SALAZAR, RAMON L	10	02/11/88	894.87	242.13	1,137.00
	HANSON, BETTY N	15	02/20/88	763.15	311.49	1,074.64
	JOLLY, ORVILLE	28	02/20/88	2,825.17	764.42	3,589.59
	POWELL, RUTH L	15	02/20/88	753.12	321.52	1,074.64
	SNOW, KATE W	15	02/20/88	875.58	236.91	1,112.49
D	ALLEN, WILLIAM M	4	04/14/88	803.00	212.23	1,015.23
D	GOUVEIA, JAMES F	12	04/14/88	1,265.82	334.58	1,600.40
S	MEARNS, MARY L	10	04/14/88	776.91	205.35	982.26
	MC CABE, FRANCES A	9	04/16/88	535.44	141.52	676.96
	HERNANDEZ, FRED J	15	04/22/88	540.95	142.98	683.93
	MARSTON, RICHARD W	5	05/08/88	194.79	50.76	245.55
D	DEMPSEY, CARL J	7	05/12/88	1,156.42	301.39	1,457.81

CITY OF SAN JOSE

FEDERATED CITY EMPLOYEES' RETIREMENT SYSTEM
RETIREES AND BENEFICIARIES FOR THE YEAR ENDING June 30, 1996

	NAME	YRS SERV	DATE RET/DTH	***FINAL MONTH*** BASE	COL	TOTAL
	MAASEN, DIRK	15	05/14/88	1,147.96	299.18	1,447.14
	SANDERS, HARRY A	31	05/14/88	2,496.92	650.75	3,147.67
	FARLIN, RAYMOND P	15	06/10/88	1,015.34	262.12	1,277.46
S	NELSON, CARL	5	06/18/88	45.17	7.21	52.38
	CAVALLINI, JEANNE A	24	06/25/88	2,038.00	526.14	2,564.14
	MILLER, WILLIAM E	26	06/25/88	2,051.43	529.61	2,581.04
	CALAIS, EUGENE R	16	07/23/88	762.44	312.20	1,074.64
	HAUGHEY, GERALDINE M	15	07/23/88	1,293.21	329.07	1,622.28
	HESTER, GLORIA G	20	07/23/88	1,544.37	393.02	1,937.39
	NEWCOMER, ELIZABETH F	8	07/23/88	593.82	151.13	744.95
	MARTINEZ, JOSE A	25	07/30/88	2,203.84	560.81	2,764.65
	CAVA, EVELYN C	18	08/06/88	1,449.61	365.32	1,814.93
	MAC TAGGART, NORMAN A	29	08/06/88	1,707.59	430.35	2,137.94
	KOSLOSKE, FRED C	7	08/27/88	366.82	92.44	459.26
	BOWEN, EDWIN	13	09/10/88	647.54	160.80	808.34
	SHERMAN, JAMES R	16	09/11/88	1,806.45	448.60	2,255.05
	GILOVICH, MARALYN J	18	09/18/88	1,106.23	274.70	1,380.93
S	AVILA, ALEXANDRIA	25	10/15/88	664.96	163.50	828.46
	O HARE, ANNA M	8	10/15/88	551.75	135.65	687.40
	VALENTE, DICK N	27	10/15/88	2,089.43	513.71	2,603.14
	BULYGO, CORINNE	17	10/29/88	1,155.37	284.07	1,439.44
	KOUVALAS, PAULINE	7	11/06/88	171.07	41.42	212.49
	TOSCHI, EUGENE R	20	11/06/88	1,492.03	361.32	1,853.35
	SQUEGLIO, ANITA S	5	11/12/88	247.65	59.98	307.63
#	MC INERNEY, ALLODENE F	1	11/17/88	20.02	.00	20.02
S	ENZENSBERGER, BOB J	5	11/18/88	791.85	191.75	983.60
	MORRIS, JACQUELYN	24	11/25/88	799.14	193.52	992.66
	ELLIS, RAY F	26	11/27/88	1,852.93	448.73	2,301.66
S	RIVAS, JOSEPH A	3	12/08/88	372.46	79.42	451.88
S	RAGSAC, ELEANOR	5	12/22/88	130.88	26.65	157.53
	SUNYER, ELIZABETH	16	01/01/89	785.73	288.91	1,074.64
S	GOMEZ, ALICIA	15	01/08/89	340.59	169.95	510.54
	LOSQUADRO, FRANK J	15	01/08/89	839.38	235.26	1,074.64
	PADILLA, JOSE G	29	01/08/89	2,716.71	641.20	3,357.91
	ALDRICH, GERALD	10	01/22/89	958.30	226.17	1,184.47
	BROWN, MARY E	21	01/22/89	1,673.03	394.88	2,067.91
	MEDNICK, LORRAINE	16	01/23/89	607.93	143.50	751.43
	WRIGHT, FRED	16	02/19/89	1,899.22	443.60	2,342.82
	FREITAS, JORDON J	10	03/04/89	329.31	75.71	405.02
	MC GUIRE, MARIE L	11	03/05/89	668.53	153.69	822.22
D	BOURGEOIS, PAUL R	5	03/09/89	1,187.35	272.93	1,460.28
	WHITTUM, STANLEY W	5	03/19/89	395.66	90.95	486.61
	BOUCREE, JAMES J	20	04/02/89	1,783.13	403.51	2,186.64
	ROBERTS, RICHARD G	15	04/02/89	1,213.34	274.57	1,487.91
	SILVERSTEIN, RUTH	15	04/02/89	1,011.51	228.89	1,240.40
	WHARTON, ROBERT	9	04/02/89	863.50	195.40	1,058.90
ND	KARLS, RICHARD C	27	04/13/89	1,579.90	357.52	1,937.42
S	SMITH, JUNE M	16	04/13/89	1,189.77	269.23	1,459.00
D	WESTHEIMER, RICHARD J	12	04/13/89	1,191.93	269.72	1,461.65
ND	BEASLEY, ALMA C	13	04/16/89	774.61	175.29	949.90
	KASPAR, DOROTHY	18	04/16/89	1,037.87	234.88	1,272.75
	MERCADO, EDMUND	12	04/30/89	1,025.60	232.10	1,257.70

CITY OF SAN JOSE

FEDERATED CITY EMPLOYEES' RETIREMENT SYSTEM
RETIREEES AND BENEFICIARIES FOR THE YEAR ENDING June 30, 1996

	NAME	YRS SERV	DATE RET/DTH	***FINAL MONTH*** BASE	COL	TOTAL
ND	MORA, MANUEL C	11	05/11/89	936.49	208.57	1,145.06
	ALFORD, VIRGINIA	8	05/14/89	680.30	151.51	831.81
	CLARE, PHYLLIS	14	05/14/89	1,628.73	362.75	1,991.48
	PERKINS, DEAN	15	05/14/89	1,388.33	309.20	1,697.53
	RYAN, TERRY L	7	05/15/89	152.45	28.57	181.02
	KINNEY, CAROLYN	8	05/17/89	281.63	62.72	344.35
S	ORR, LODY O	7	05/20/89	1,232.58	274.51	1,507.09
S	ZITZER, SYLVIA K	15	05/29/89	1,618.50	360.46	1,978.96
S	BANISTER, KATHERINE ANN	30	06/11/89	1,335.49	294.24	1,629.73
	JACOLIK, RAYMOND	22	06/11/89	1,383.09	304.73	1,687.82
	LUND, BEATRICE M	15	06/11/89	682.63	329.33	1,011.96
	UNA'DIA, ALICE F	7	06/18/89	435.85	96.04	531.89
	FONG, HENREYETTA Y	10	06/25/89	661.76	145.81	807.57
	JONES, FARREL	13	06/28/89	691.81	152.42	844.23
	GERLITZ, BERT	28	07/09/89	3,016.30	653.79	3,670.09
	STAINBROOK, MILDRED O	15	07/09/89	1,211.12	262.51	1,473.63
	PAGLIARO, AMELIA C	15	07/16/89	758.61	314.99	1,073.60
	EDWARDS, ELSIE K	8	08/06/89	395.88	84.87	480.75
S	FUJINO, JACK M	20	08/13/89	655.12	140.44	795.56
	VAN OSDOL, GLENN	28	08/16/89	2,392.69	512.90	2,905.59
	GRUNDMAN, EDWARD T	12	08/20/89	1,515.29	324.85	1,840.14
S	GUERRA, SARAH	29	08/22/89	2,022.76	433.62	2,456.38
#	PATEL, HASMUKH	1	08/26/89	23.95	.00	23.95
S	COSSO, MARIAN	16	08/28/89	1,325.56	284.16	1,609.72
	BROWN, FRANKLIN A	42	09/03/89	4,345.46	915.97	5,261.43
	ROBINSON, KAY R	10	09/03/89	699.10	147.37	846.47
	BRODEUR, GEORGE A	10	09/05/89	1,437.06	302.92	1,739.98
	LIBBY, RALPH	19	09/08/89	472.46	99.59	572.05
ND	CUENCA, ELEAZAR	15	09/14/89	979.48	206.46	1,185.94
ND	PICAZO, ALICE N	13	09/14/89	682.59	143.87	826.46
	GRACIANO, JOSEPH M	15	09/17/89	806.96	282.75	1,089.71
S	ROCHA, MARGARET	28	09/17/89	1,179.12	249.92	1,429.04
	CORREA, ARNOLD	30	09/29/89	2,930.84	617.77	3,548.61
	CHALMERS, WILLIAM R	22	10/01/89	2,334.23	486.46	2,820.69
	MARTIN, MARGARET	8	10/01/89	443.35	92.38	535.73
	REYES, PHILIP R	10	10/01/89	492.50	102.65	595.15
	ALVARADO, YOLANDA C	19	10/29/89	355.19	74.03	429.22
	ALVARDO, JESS	19	10/29/89	747.89	155.86	903.75
	GRAYSON, RUTH	15	10/29/89	881.92	205.64	1,087.56
S	BLAKELY, CHARLES	14	11/06/89	846.67	173.41	1,020.08
	HICKS, ELIZABETH J	5	11/07/89	169.97	34.81	204.78
	BRAGA, DOROTHY	18	11/12/89	1,092.65	223.80	1,316.45
S	ESTAVILLO, ELIZABETH	12	11/21/89	874.86	179.20	1,054.06
	ELLISON, JOYCE C	15	11/26/89	866.96	217.38	1,084.34
	DETMERS, LORIS A	11	12/01/89	579.67	117.36	697.03
	KYLE, JAMES W	10	12/03/89	1,000.44	202.52	1,202.96
	PIRIE, ANNETTE	10	12/17/89	407.81	82.55	490.36
	RUH, HAROLD L	19	12/27/89	708.38	143.41	851.79
	LOYST, GERALDINE M	11	01/02/90	797.25	158.55	955.80
	BRIONES, OSWALD	28	01/07/90	2,643.37	525.66	3,169.03
	COX, ALFONSO	15	01/07/90	944.74	187.87	1,132.61
	FLORES, JESSE A	33	01/07/90	1,679.00	333.89	2,012.89

CITY OF SAN JOSE

FEDERATED CITY EMPLOYEES' RETIREMENT SYSTEM
RETIREES AND BENEFICIARIES FOR THE YEAR ENDING June 30, 1996

	NAME	YRS SERV	DATE RET/DTH	***FINAL BASE	MONTH*** COL	TOTAL
	GIER, FLOYD L	31	01/07/90	5,071.24	1,008.47	6,079.71
	GYOTOKU, AKIMI	25	01/07/90	2,171.31	431.79	2,603.10
	LANDEROS, EMANUEL	21	01/07/90	2,206.70	438.81	2,645.51
	PASKERT, JOSEPH D	23	01/07/90	2,306.61	458.67	2,765.28
	POPOVICH, JOHN	30	01/07/90	5,728.23	1,139.10	6,867.33
ND	GALINDEZ, JULIO A	13	01/11/90	1,138.61	226.42	1,365.03
	DENT, ALMA	22	01/21/90	1,884.72	374.78	2,259.50
	ALDAMA, AURELIA	15	02/04/90	692.12	315.46	1,007.58
	BEGGS, CORNELIUS	8	02/04/90	962.55	189.12	1,151.67
	BRIONES, HENRY	16	02/04/90	1,039.26	204.19	1,243.45
	FLETCHER, HOMER	19	02/04/90	3,276.58	643.76	3,920.34
	TORRES, MADELINE E	20	02/04/90	1,645.38	323.26	1,968.64
D	OVERTURF, DALE R	11	02/08/90	1,534.12	301.41	1,835.53
S	LOYD, HELEN	15	02/11/90	693.32	136.23	829.55
	MACIAS, MANUEL	11	02/18/90	567.96	111.57	679.53
	MUNIZ, JOHN	15	03/04/90	1,063.26	205.10	1,268.36
ND	CONCANNON, THOMAS	22	03/08/90	2,407.68	464.43	2,872.11
	NICKSON, FRANK E	20	03/18/90	1,801.39	347.46	2,148.85
	COON, ROBERT S	19	03/31/90	1,681.48	324.35	2,005.83
	WALDRON, THAYNE	22	03/31/90	2,594.89	500.55	3,095.44
	DORMANDY, GARRY W	21	04/01/90	1,863.13	291.02	2,154.15
	RODGERS, ALBERT	26	04/01/90	2,256.26	352.44	2,608.70
	SOLIZ, ALEX	23	04/01/90	1,709.70	267.06	1,976.76
ND	CZUBIAK, EDITH	7	04/12/90	1,226.38	191.57	1,417.95
	IHORI, LARRY S	15	04/15/90	1,087.41	169.86	1,257.27
	ADAME, ARMANDO J	17	04/29/90	1,632.99	255.06	1,888.05
	MERRITT, ROBERT L	20	04/29/90	2,179.31	340.41	2,519.72
	ROMICH, RICHARD	5	04/30/90	349.69	54.61	404.30
S	LOPAUS, ROY C	9	05/04/90	791.02	120.88	911.90
	HAAN, STANLEY K	20	05/10/90	1,850.50	282.80	2,133.30
S	OSBORN, LAVON L	11	05/24/90	993.77	151.88	1,145.65
	ROSSI, ANGELO	19	06/01/90	807.68	121.62	929.30
	SALSBURY, JANICE	15	06/09/90	1,053.32	158.62	1,211.94
S	BAEZ, M ELFEGA	8	06/12/90	911.27	137.23	1,048.50
	MATTHEWS, DONNALEE	9	06/24/90	582.00	87.64	669.64
	MERRILL, KARLIN A	15	07/01/90	1,226.63	180.55	1,407.18
	SWAN, LYMAN C	25	07/01/90	2,794.58	411.36	3,205.94
S	VANCE, ALICE L	16	07/01/90	459.81	67.69	527.50
	HITZ, GLENN	10	07/04/90	508.51	74.85	583.36
	TICE, STELLA Z	5	07/07/90	282.06	41.52	323.58
	NUNEZ, M JEANNINE	19	07/08/90	1,000.56	147.30	1,147.86
	SOUTH, RICHARD K	21	07/13/90	2,694.03	396.57	3,090.60
	MURRAY, CHRISTINA C	9	07/14/90	706.72	104.03	810.75
	HALL, MARY E	17	07/21/90	1,251.07	184.16	1,435.23
	KRENZ, CARROLL	0	07/22/90	3,109.70	457.76	3,567.46
	SAFFARIAN, JALIL	16	08/05/90	1,156.76	167.68	1,324.44
D	STUCKER, CHARLES E	26	08/09/90	2,467.29	357.64	2,824.93
	LOPES, JOHN W	30	08/11/90	1,971.67	285.79	2,257.46
	DASTRUP, LARRIE A	15	09/09/90	1,510.43	213.84	1,724.27
	BLAKE, D FLORENCE	15	10/14/90	1,156.20	161.09	1,317.29
	ANDERSON, ELWOOD A	21	10/27/90	1,866.16	260.00	2,126.16
ND	KUBAL, DELORIS V	7	10/28/90	1,108.64	154.46	1,263.10

CITY OF SAN JOSE

FEDERATED CITY EMPLOYEES' RETIREMENT SYSTEM
RETIREEES AND BENEFICIARIES FOR THE YEAR ENDING June 30, 1996

	NAME	YRS SERV	DATE RET/DTH	***FINAL BASE	MONTH*** COL	TOTAL
	PALERMO, LORAYNE M	24	10/28/90	1,714.39	238.87	1,953.26
S	SUTTON, RONALD	13	11/05/90	233.88	31.80	265.68
	HITCHMAN, THOMAS M	21	11/17/90	791.52	107.61	899.13
	FALCONE, JIMMY R	24	11/25/90	1,539.07	209.24	1,748.31
	SPIRAKIS, RUTH P	15	12/05/90	1,361.62	182.05	1,543.67
	HILD, KARL W	29	12/09/90	3,808.11	509.17	4,317.28
D	ARIAS, LEILA C	6	12/13/90	834.58	111.60	946.18
S	VELASQUEZ, VELIA G	16	12/19/90	602.01	80.49	682.50
	MARTINEZ, RICARDO G	20	01/02/91	1,772.43	230.99	2,003.42
	GALLONI, FRANCES A	31	01/05/91	5,176.73	674.69	5,851.42
	REED, RICHARD O	22	01/05/91	3,364.36	438.49	3,802.85
	BOHNET, NEAL E	15	01/06/91	1,347.61	175.63	1,523.24
	ELLIS, ROBERT W	26	01/06/91	2,877.63	375.04	3,252.67
	MORREALE, FRANK J	15	01/06/91	928.12	120.96	1,049.08
	YAMASHITA, SHOJI	26	01/06/91	1,893.50	246.78	2,140.28
	ZUILL, CLAUDE F	19	01/06/91	1,258.73	164.05	1,422.78
S	ESQUIVEL, RUTH C	1	01/09/91	1,069.12	139.34	1,208.46
	PLATIRO, EUSIBIO	26	01/20/91	1,704.58	222.16	1,926.74
	PEREDO, GEORGE H	12	02/03/91	677.81	86.82	764.63
ND	DIONIDA, BING I	5	02/14/91	1,235.72	158.27	1,393.99
	GAMBELL, PATRICIA A	25	02/17/91	1,862.83	238.60	2,101.43
	RINGROSE, JOSEPH S	10	02/28/91	597.26	76.49	673.75
	BABIARZ, GERTRUDE H	24	03/02/91	1,749.78	218.21	1,967.99
	SANDOVAL, CONSTANCE M	30	03/02/91	2,140.86	266.98	2,407.84
	CORBISIERO, SAMUEL A	30	03/03/91	3,032.63	378.19	3,410.82
	MASCARENAS, RICHARD R	17	03/03/91	1,473.76	183.79	1,657.55
	MELSON, DWIGHT	30	03/03/91	2,192.57	273.43	2,466.00
S	GROFFIE, SARAH	5	03/04/91	270.49	86.13	356.62
D	JOYCE, LORETTA N	20	03/14/91	1,079.33	134.60	1,213.93
ND	MILLER, CLETUS L	11	03/14/91	956.51	119.29	1,075.80
	EWING, JOHN J	15	03/16/91	1,168.85	145.77	1,314.62
	CHURCH, GORDON D	15	03/30/91	1,792.88	223.58	2,016.46
	NORMAN, HELENE C	16	03/30/91	967.83	120.70	1,088.53
S	YOCH, CONSTANCE	5	03/30/91	257.25	32.09	289.34
	BRUNNER, BASIL G	21	03/31/91	2,458.24	306.57	2,764.81
	KIMBLE, DOROTHY J	10	03/31/91	923.16	115.12	1,038.28
	TITTLE, KENNETH D	17	03/31/91	1,397.37	174.26	1,571.63
	ALVAREZ, ROMAN	31	04/13/91	3,999.38	468.11	4,467.49
	SISEMORE, CAROL	23	04/13/91	1,681.24	196.78	1,878.02
	GARCIA, JUAN A	5	04/21/91	210.09	24.59	234.68
	SADLER, GLORIA	20	04/27/91	1,887.00	220.88	2,107.88
	HARDIN, HOWARD R	30	05/11/91	3,043.96	346.37	3,390.33
ND	KAPELL, CHERRY	10	05/12/91	738.82	84.07	822.89
	QUAIN, RONALD C	30	05/25/91	3,002.84	341.70	3,344.54
	AGUILAR, JUANITA	5	06/20/91	284.41	31.74	316.15
	GUIDOTTI, JAMES J	30	07/05/91	3,241.76	342.17	3,583.93
	MALLERY, JAMES	21	07/05/91	1,422.74	154.15	1,576.89
	MC COY, MYRNA	16	07/06/91	1,261.33	136.68	1,398.01
	MILLER, EVELYN J	15	07/06/91	1,303.53	141.25	1,444.78
	JANZEN, DULCIE	5	07/07/91	334.81	36.29	371.10
	SALBERG, HELEN T	29	07/07/91	2,180.67	236.29	2,416.96
	WYLDE, RUSSELL L	22	07/07/91	2,324.34	251.85	2,576.19

CITY OF SAN JOSE

FEDERATED CITY EMPLOYEES' RETIREMENT SYSTEM
RETIREEES AND BENEFICIARIES FOR THE YEAR ENDING June 30, 1996

	NAME	YRS SERV	DATE RET/DTH	***FINAL BASE	MONTH*** COL	TOTAL
	MC CLURE, ALLAN S	5	07/10/91	329.01	35.65	364.66
	VOGEL, KATHLEEN C	24	07/10/91	2,352.40	254.89	2,607.29
D	KYSETH, ALLEN G	5	07/11/91	927.23	100.46	1,027.69
	VALDEZ, ANSELMO T	11	07/14/91	1,108.62	120.12	1,228.74
	CLARK, VICTORIA M	5	07/20/91	251.26	27.23	278.49
	NAGAREDA, AMY L	17	07/20/91	912.50	98.87	1,011.37
	MC COY, RICHARD C	21	07/25/91	1,948.77	211.16	2,159.93
	CHRISTENSEN JR, CHARLES	15	07/27/91	1,649.24	178.70	1,827.94
S	HOWARD, VIRGINIA	18	09/04/91	369.78	38.06	407.84
	MARTIN, CRYSTAL M	10	09/14/91	711.67	73.25	784.92
	WEINERT, WAYNE R	16	09/20/91	1,441.34	148.35	1,589.69
	SANCHEZ, GILBERT	18	10/10/91	1,175.16	118.39	1,293.55
	ATKINSON, JOHN H	7	10/12/91	1,054.80	106.27	1,161.07
	GLEESON, JOHN E	18	10/12/91	1,975.89	199.08	2,174.97
	ZIEBELL, RUTH A	15	10/13/91	1,311.91	132.17	1,444.08
	CONSOLE, MIKE	26	10/26/91	3,026.36	304.89	3,331.25
	GUISTO, JOHN J	30	10/26/91	3,582.39	360.92	3,943.31
	JUAREZ, JANIS R	18	10/26/91	1,295.65	130.53	1,426.18
S	ESPIRITU, CRISPULO	14	11/09/91	803.91	78.38	882.29
S	HOFMANN, DOROTHY D	15	11/14/91	937.80	91.43	1,029.23
D	MUMFORD, JOHN O	15	12/12/91	1,743.05	166.13	1,909.18
	MC DONALD, JEANIE K	9	12/25/91	583.31	55.60	638.91
	THEOBALD, JOHN H	17	12/31/91	2,384.86	227.32	2,612.18
	CAMARA, DON J	5	01/01/92	98.85	9.10	107.95
ND	DAVIS, JEROLD R	18	01/01/92	1,502.00	138.27	1,640.27
	BRUHL, TERRY	16	01/04/92	1,854.91	170.76	2,025.67
	MARSH, JOHN W	27	01/04/92	2,240.52	206.25	2,446.77
	MELEEN, DAVID	26	01/04/92	1,696.56	156.17	1,852.73
	NUNEZ, MANUEL	19	01/04/92	1,843.36	169.69	2,013.05
	ROJO, FRANK O	18	01/04/92	1,143.36	105.26	1,248.62
	WATROUS, RAYMOND L	30	01/04/92	3,198.05	294.40	3,492.45
	FERGUSON, BETTY J	16	01/06/92	563.51	51.88	615.39
	DANIELS, JAMES R	17	01/11/92	3,351.68	308.54	3,660.22
S	WITT, JOHN A	11	01/15/92	917.54	84.47	1,002.01
	RODRIGUES, WILLIAM J	29	01/18/92	2,386.64	219.70	2,606.34
	LOUGHLIN, LOWELL	15	01/22/92	805.29	74.13	879.42
	HERNANDEZ, VERA	30	02/01/92	2,009.10	180.58	2,189.68
	SITLER, JANET B	18	02/01/92	1,466.28	131.80	1,598.08
ND	ZELLER, VALERIE J	16	02/13/92	1,733.20	155.78	1,888.98
D	BRAGER, ARTHUR	12	02/26/92	1,075.90	96.70	1,172.60
	ALESSE, PATRICIA	30	02/29/92	1,835.27	164.96	2,000.23
	OSWALD, SHIRLEY M	16	02/29/92	1,230.16	110.58	1,340.74
	WELCH, LEIGH D	24	02/29/92	1,855.02	166.75	2,021.77
	JONES, JUANITA H	12	03/14/92	961.03	83.24	1,044.27
	AREVALO, CARLOS	14	03/22/92	1,619.54	140.29	1,759.83
	CHIRICHIGNO, MARVIN P	26	03/28/92	1,811.54	156.93	1,968.47
S	SLIWINSKI, MARJORIE	5	04/03/92	1,215.03	100.09	1,315.12
D	SHERROD, BENJAMIN L	5	04/09/92	812.60	66.95	879.55
	OWENS, FRANK M	25	04/25/92	2,995.84	246.81	3,242.65
	BRYER, ROBERT	11	05/01/92	368.00	29.15	397.15
	SAVEDRA, BEATRICE	23	05/02/92	310.02	109.25	419.27
	BETTENCOURT, MARY A	6	05/13/92	94.48	7.48	101.96

CITY OF SAN JOSE

FEDERATED CITY EMPLOYEES' RETIREMENT SYSTEM
RETIREES AND BENEFICIARIES FOR THE YEAR ENDING June 30, 1996

	NAME	YRS SERV	DATE RET/DTH	***FINAL MONTH*** BASE	COL	TOTAL
	MURPHY, JEWEL J	11	06/14/92	721.76	55.67	777.43
	ZOTTA, PAUL D	28	07/03/92	1,643.50	121.55	1,765.05
	BUCKIUS, ORLAND E	27	07/05/92	4,251.32	314.44	4,565.76
	CARDONA, CHARLES C	30	07/05/92	2,471.45	182.80	2,654.25
	CARPIO, VIRGINIA	25	07/05/92	4,016.53	297.07	4,313.60
	CASTILLO, MARGARITA	21	07/05/92	1,100.51	81.40	1,181.91
	CRESCINI, FRANCISCO S	17	07/05/92	1,731.86	128.10	1,859.96
	ESPIRITU, ERNESTO	30	07/05/92	2,075.00	153.47	2,228.47
	FLORES, JOSEPH P	30	07/05/92	3,434.96	254.07	3,689.03
	FLORES, MIGUEL	30	07/05/92	4,159.73	307.66	4,467.39
	FREAS, VIRGIL A	21	07/05/92	1,482.17	109.62	1,591.79
	GARCIA, JOE	30	07/05/92	3,285.92	243.04	3,528.96
	GATHERS, JOAN K	30	07/05/92	1,690.79	125.06	1,815.85
	GOMEZ, ERNEST S	28	07/05/92	2,066.01	152.80	2,218.81
	GUY, SUSAN	18	07/05/92	1,278.29	94.55	1,372.84
	INGLIERI, RUSSELL	20	07/05/92	1,833.76	135.64	1,969.40
	JACKSON, SHIRLEY	17	07/05/92	1,107.11	81.88	1,188.99
	MC COY, LOVELL	18	07/05/92	1,307.06	96.68	1,403.74
	MILLER, SHIRLEY A	12	07/05/92	905.41	66.96	972.37
	PIEDAD, ILDEFONSO B	30	07/05/92	3,989.54	295.08	4,284.62
	RODRIGUEZ, DAVID S	30	07/05/92	3,315.13	245.20	3,560.33
	SAMS, NAOMI G	22	07/05/92	1,464.33	108.32	1,572.65
S	SERIO, JOANNE	30	07/05/92	1,206.14	89.32	1,295.46
	SHORTT, WILLIAM H	17	07/05/92	1,513.08	111.91	1,624.99
	SILVA, RAYMOND	30	07/05/92	3,366.36	249.00	3,615.36
	STEPHAN, DOROTHY M	18	07/05/92	1,123.70	83.11	1,206.81
	STEWART, MICHAEL T	30	07/05/92	4,309.31	318.73	4,628.04
	SUNSERI, ALFONSO	30	07/05/92	3,296.24	243.79	3,540.03
	TERRY, MARGARET	26	07/05/92	969.08	71.67	1,040.75
	WENGER, WAYNE F	30	07/05/92	2,889.83	213.75	3,103.58
	YBARRA, MANUEL R	25	07/05/92	2,040.80	150.95	2,191.75
	ZELMER, KENNETH	29	07/05/92	3,125.78	231.20	3,356.98
	BARAFF, STANLEY H	6	07/14/92	372.37	27.55	399.92
	BASS, JOSEPH F	31	07/18/92	7,001.04	517.82	7,518.86
	HALL, EARL W	30	07/18/92	3,206.86	237.20	3,444.06
	MAURER, CLIFFORD E	19	07/18/92	2,673.33	197.73	2,871.06
	SODA, GRACE S	19	07/18/92	1,847.88	136.68	1,984.56
	PIFER, JULIE C	27	07/21/92	2,451.83	181.35	2,633.18
	LUCERO, FRANK A	14	07/23/92	1,079.80	79.88	1,159.68
	BRIDGES, AYLEENE	23	08/01/92	1,277.71	91.82	1,369.53
	DELEVAUX, PATRICIA M	12	08/01/92	1,190.66	85.56	1,276.22
S	GAETZ, ELLA	19	08/01/92	1,419.19	101.98	1,521.17
	JOHNSON, BERTHA I	18	08/01/92	1,156.49	83.11	1,239.60
	LA ROCCA, SAMUEL T	30	08/01/92	3,210.80	230.71	3,441.51
	OKUN, MELVYN S	26	08/01/92	2,184.46	156.97	2,341.43
	SANCHEZ, MANUEL G	21	08/01/92	1,349.40	96.96	1,446.36
	SCHRULL, ELSIE D	21	08/01/92	1,368.49	98.34	1,466.83
ND	GRIFFITHS, THOMAS E	10	08/11/92	1,419.68	102.01	1,521.69
D	MCMILLIN, JOAN ELIZABET	8	08/13/92	1,066.41	77.65	1,144.06
	DEGNAN, JAMES M	19	08/15/92	1,043.22	74.97	1,118.19
	GARCIA, FRANK M	30	08/15/92	4,112.78	295.53	4,408.31
	NAKANO, FLORENCE	17	08/15/92	1,074.45	77.21	1,151.66

CITY OF SAN JOSE

FEDERATED CITY EMPLOYEES' RETIREMENT SYSTEM
RETIREEES AND BENEFICIARIES FOR THE YEAR ENDING June 30, 1996

	NAME	YRS SERV	DATE RET/DTH	***FINAL MONTH*** BASE	COL	TOTAL
	YOKOYAMA, SHIGERU	30	08/15/92	3,053.37	219.41	3,272.78
	EWBANK, JUDITH	17	08/29/92	1,758.46	126.36	1,884.82
	FORRESTER, JOHN W	30	08/29/92	3,914.66	281.29	4,195.95
	HUDSON, ELLEN CLARE	25	08/29/92	1,638.90	117.76	1,756.66
	JONES, MARVENE	30	08/29/92	3,194.00	229.51	3,423.51
	MAROTZ, ROBERT W	21	08/29/92	1,776.37	127.64	1,904.01
	PREUITT, SHIRLEY ANNE	0	08/29/92	490.47	35.25	525.72
	REBELLO, ANN M	18	08/29/92	1,268.75	91.18	1,359.93
	ROSE, C WILLIAM	30	08/29/92	2,939.41	211.22	3,150.63
D	PARKER, JOVETA	14	09/10/92	1,016.26	69.81	1,086.07
	MC GUIRE, KATHLEEN	23	09/12/92	1,864.86	128.11	1,992.97
	NASELLO, THELMA M	20	09/12/92	1,100.77	75.62	1,176.39
	RASMUSSEN, CHARLENE	19	09/12/92	955.57	65.65	1,021.22
S	GOLDSTEIN, PAMELA	6	09/21/92	1,383.54	95.04	1,478.58
	BADAL, FAY A	14	09/24/92	815.42	56.02	871.44
	HUNTLEY, GARY L	0	09/26/92	3,491.89	239.89	3,731.78
	LEONARD, JEAN	30	09/26/92	2,375.12	163.17	2,538.29
	OGAWA, YONEKO	21	09/26/92	1,403.63	96.42	1,500.05
	SANTO, ROLAND Y	20	09/26/92	1,449.15	99.56	1,548.71
	MARCELLA, FRED	26	10/10/92	2,232.89	148.69	2,381.58
	ASHLEY, ROBERT L	22	10/24/92	2,165.21	144.19	2,309.40
	BALISTRERI, ANTHONY A	22	10/24/92	2,606.43	173.58	2,780.01
	BOOTH, MARY ANN	30	10/24/92	2,104.62	140.16	2,244.78
	CAMPBELL, LORNA V	19	10/24/92	1,063.19	70.80	1,133.99
	EGAN, JEAN	19	10/24/92	1,531.44	101.98	1,633.42
	FUREY, AUDREY	24	10/24/92	2,298.09	153.04	2,451.13
	GOSSNER, RONALD	22	10/24/92	2,412.43	160.65	2,573.08
	HOWELL, MARILYN E	17	10/24/92	1,081.74	72.03	1,153.77
	LICK, FREDERICK A	27	10/24/92	3,233.06	215.29	3,448.35
	MC ELROY, EILEEN M	17	10/24/92	986.39	65.69	1,052.08
	NELSON, STANLEY R	28	10/24/92	3,353.59	223.33	3,576.92
	NICHOLSON, ROBERT C	21	10/24/92	1,244.69	82.89	1,327.58
	OVERSTREET, JAMES H	29	10/24/92	3,520.63	234.46	3,755.09
	REYNOLDS, CLIFTON G	30	10/24/92	3,958.21	263.59	4,221.80
	RICCOBONO, HARRY P	21	10/24/92	2,363.20	157.37	2,520.57
	SACZYNSKI, EDWIN	21	10/24/92	1,851.49	123.30	1,974.79
	SAKAMOTO, GORDON H	30	10/24/92	3,247.50	216.26	3,463.76
	SHEELY, DORIS S	17	10/24/92	1,124.79	74.90	1,199.69
	SPURGEON, MARY J	20	10/24/92	1,465.61	97.59	1,563.20
	WALKER, ALEXANDER R	21	10/24/92	2,325.21	154.85	2,480.06
S	ELLIS, RAY F	10	11/01/92	673.33	42.71	716.04
	ABINGTON, FREDRICK J	21	11/07/92	2,295.71	145.64	2,441.35
	AGUILAR, VICTOR	23	11/07/92	1,638.47	103.93	1,742.40
	AKERSTROM, BETZI B	22	11/07/92	2,118.89	134.41	2,253.30
	ANDERSEN, ELLIOTT B	30	11/07/92	4,360.76	276.63	4,637.39
	ANDERSON, CLARICE M	19	11/07/92	1,865.50	118.34	1,983.84
	BAKER, ROBERT D	29	11/07/92	2,438.52	154.69	2,593.21
	BALTAN, OMER H	17	11/07/92	2,590.12	164.30	2,754.42
	BARCLAY, FRANK D	20	11/07/92	2,487.99	157.82	2,645.81
	BARLOW, DOUGLAS G	22	11/07/92	3,057.30	193.94	3,251.24
	BELTRAMO, WALTER	30	11/07/92	4,546.67	288.42	4,835.09
	BOND, MONAFAY	30	11/07/92	2,614.04	165.81	2,779.85

CITY OF SAN JOSE

FEDERATED CITY EMPLOYEES' RETIREMENT SYSTEM
RETIREEES AND BENEFICIARIES FOR THE YEAR ENDING June 30, 1996

	NAME	YRS SERV	DATE RET/DTH	***FINAL MONTH*** BASE	COL	TOTAL
	BRIGHTWELL, LAURENCE L	20	11/07/92	1,949.03	123.63	2,072.66
	BROADNAX III, FRED	20	11/07/92	1,999.78	126.86	2,126.64
	BROOKS, WANDA	26	11/07/92	1,676.14	106.32	1,782.46
	BUSSE, KATHLEEN M	19	11/07/92	1,171.15	74.29	1,245.44
	CARLSEN, LAURA	21	11/07/92	1,344.38	85.28	1,429.66
	CARNESECCA, ROBERT C	30	11/07/92	3,766.66	238.94	4,005.60
	CARRANZA, EDGARDO I	21	11/07/92	1,931.29	122.50	2,053.79
	CASTILLO, ELIODORO S	20	11/07/92	1,968.27	124.85	2,093.12
	D'ALESSANDRIA, LUIS A	20	11/07/92	2,598.99	164.87	2,763.86
	D'AMBROSIA, LILY E	18	11/07/92	1,522.13	96.55	1,618.68
	DEMPSEY, ROBERTA C	26	11/07/92	1,829.69	116.06	1,945.75
	EPHRAIMOFF, JUDITH R	30	11/07/92	2,925.91	185.60	3,111.51
	ERICKSON, EILEEN M	19	11/07/92	1,763.35	111.86	1,875.21
	ESPIRITU, CRISPULO G	21	11/07/92	2,536.19	160.88	2,697.07
	GREEN, MARY E	19	11/07/92	1,105.57	70.14	1,175.71
	HENDERSON, JOSEPH	30	11/07/92	3,128.12	198.43	3,326.55
	HERRERA, DANIEL	30	11/07/92	2,499.47	158.55	2,658.02
	HIDALGO, JOSEPH	21	11/07/92	1,498.94	95.09	1,594.03
	HILSON, CLYDE	20	11/07/92	2,374.42	150.62	2,525.04
	HUBBARD, LESLIE G	21	11/07/92	1,924.53	122.09	2,046.62
	JESSUP, CARRIE	20	11/07/92	1,874.23	118.88	1,993.11
	JOHNSON, ALBERT L	20	11/07/92	2,582.66	163.83	2,746.49
S	LIVELY, PATSY	17	11/07/92	747.95	47.45	795.40
	LOWE, JAMES G	29	11/07/92	2,562.76	162.57	2,725.33
	MAKISHIMA, VIOLET	17	11/07/92	1,463.60	92.85	1,556.45
	MARTIN, ANNITA K	21	11/07/92	1,378.23	87.43	1,465.66
	MARTINEZ, TONY N	30	11/07/92	3,124.46	198.19	3,322.65
	MC KISSICK, GEORGE E	27	11/07/92	4,026.02	255.38	4,281.40
	MC NABB, LOIS	17	11/07/92	1,357.40	86.10	1,443.50
	MEDINA, VICTOR	24	11/07/92	2,185.75	138.66	2,324.41
	MELENDEZ, DOMINADOR S	20	11/07/92	2,443.76	155.02	2,598.78
	MENARES, MANUEL	24	11/07/92	2,122.22	134.61	2,256.83
	MERAZ, GILBERT	33	11/07/92	2,231.68	141.56	2,373.24
	MESSA, JO DEE	29	11/07/92	700.42	199.22	899.64
	MORGENTHAUER, LAVONNE	17	11/07/92	1,408.07	89.32	1,497.39
	MORI, GRACE E	18	11/07/92	1,186.49	75.26	1,261.75
	NAKAMOTO, RICHARD	21	11/07/92	2,383.49	151.19	2,534.68
	OLIVERI, AUGUSTINE S	29	11/07/92	2,105.83	133.58	2,239.41
	PAGE, CAROLYN F	24	11/07/92	1,707.46	108.31	1,815.77
	PEELER, ELEANOR	19	11/07/92	1,224.45	77.66	1,302.11
	PREADER, ROBERT P	30	11/07/92	2,106.47	133.62	2,240.09
	RENDLER, RICHARD E	30	11/07/92	4,743.27	300.88	5,044.15
	RIEMER, PAUL	21	11/07/92	1,393.69	88.42	1,482.11
	SANDA, SHIRLEE M	30	11/07/92	1,997.00	126.68	2,123.68
	SANDOVAL, DANIEL	21	11/07/92	1,847.14	117.17	1,964.31
	SCAGLIONE, JOE	30	11/07/92	2,223.50	141.05	2,364.55
	SCHMAE, FRED	27	11/07/92	2,764.08	175.33	2,939.41
	SMITH, LAUREN J	27	11/07/92	2,627.13	166.65	2,793.78
	SOUZA, LIONEL F	0	11/07/92	609.93	38.69	648.62
	TARANGO, ORALIA	21	11/07/92	1,251.83	79.41	1,331.24
	TORRES, ALONZO	26	11/07/92	2,855.96	181.16	3,037.12
S	TORRES, MARGARET SUE	19	11/07/92	875.17	55.52	930.69

CITY OF SAN JOSE

FEDERATED CITY EMPLOYEES' RETIREMENT SYSTEM
RETIREEES AND BENEFICIARIES FOR THE YEAR ENDING June 30, 1996

	NAME	YRS SERV	DATE RET/DTH	***FINAL MONTH*** BASE	COL	TOTAL
	TRUJILLO, LEOVIA M	20	11/07/92	1,191.95	75.61	1,267.56
	TUNG-LOONG, MELVIN	30	11/07/92	2,116.44	134.26	2,250.70
	VALDERAZ, LUIS G	30	11/07/92	1,613.87	102.38	1,716.25
	VARGAS, JESUS	32	11/07/92	2,810.77	178.30	2,989.07
	VINCENZINI, JO ANNE	17	11/07/92	1,393.36	88.38	1,481.74
	WALIZER, DONALD G	30	11/07/92	2,624.49	166.48	2,790.97
	WANG, CHRIS S	19	11/07/92	2,324.54	147.46	2,472.00
	WILEY, CLAUDE W	29	11/07/92	3,085.61	195.74	3,281.35
	WOOD, DELBERT J	17	11/07/92	1,507.42	95.61	1,603.03
	ZITZER, SYLVIA	19	11/07/92	1,560.66	99.00	1,659.66
	FARNQUIST, VIRGINIA E	23	01/03/93	1,729.47	100.61	1,830.08
	STEVENSON, MARLENE	8	01/09/93	933.15	54.29	987.44
	SEVILLA, DENNIS	8	01/25/93	622.56	36.21	658.77
S	NAVARETTE, CIPRIANO	6	02/07/93	296.85	16.64	313.49
	FURUSHO, JOAN K	9	02/15/93	276.36	15.49	291.85
	BILBAO, FRANK	15	02/16/93	1,860.81	104.33	1,965.14
	FOULKES, LOUISE ANN	15	03/09/93	390.63	20.66	411.29
	ARAGON, JOSE R	18	03/27/93	996.86	52.74	1,049.60
	MORENO, MUCIO	30	04/02/93	2,157.27	111.89	2,269.16
S	ROBERTSON, BETTY	21	04/08/93	1,638.79	85.01	1,723.80
S	LAUBENHEIMER, PETER	11	04/18/93	925.56	48.00	973.56
	JACKSON, HERBERT	13	05/14/93	1,061.52	52.86	1,114.38
	KEMPER, PAUL	21	05/14/93	3,046.08	151.70	3,197.78
	HERNANDEZ, EUGENE	30	05/15/93	3,255.60	162.13	3,417.73
	MCLEOD, WILLIAM	20	05/15/93	2,255.05	112.31	2,367.36
S	GUTIERREZ, MARCELA	13	05/22/93	621.79	30.97	652.76
	KOBAYASHI, GEORGE	31	05/22/93	3,353.24	167.00	3,520.24
	SCHIRTZINGER, DAVID	23	05/22/93	2,908.86	144.87	3,053.73
	WENZ, KARL	12	05/22/93	1,088.59	54.22	1,142.81
	ATKINS, BETTY A	20	06/01/93	549.80	26.82	576.62
	DAVILLA, RICHARD	10	06/05/93	554.07	27.02	581.09
	SANDOVAL JR, GABRIEL L	30	06/05/93	1,896.06	92.46	1,988.52
	WHITTAKER, JOHN	22	06/05/93	1,631.03	79.54	1,710.57
ND	TOKIWA, RONALD C	5	06/10/93	773.71	37.73	811.44
D	WEST, KIM R	6	06/10/93	1,147.08	55.94	1,203.02
	BRAATELIEN, EDWIN H	12	06/19/93	2,723.51	132.82	2,856.33
	BURK, BETTY J	13	06/19/93	773.21	37.70	810.91
	CROSBY, PATRICIA A	14	06/19/93	1,339.58	65.32	1,404.90
	HENDERSON, DARLYNE K	19	06/19/93	1,367.03	66.67	1,433.70
	MEJIA, FRANCISCO V	14	06/19/93	647.65	31.59	679.24
	OROZCO, ROBERTA S	13	06/19/93	1,047.58	51.10	1,098.68
	RAY, JESS R	14	06/19/93	866.45	42.26	908.71
	SETZER, HAROLD L	14	06/19/93	1,683.88	82.12	1,766.00
	WOCASEK, PATRICIA A	13	06/19/93	1,037.23	50.58	1,087.81
	BURNHAM, DARRYL W	23	07/01/93	1,809.41	84.50	1,893.91
	ADAMS, CAROLE E	24	07/03/93	1,739.67	81.25	1,820.92
	AGUSTIN, CARLOS	25	07/03/93	2,520.76	117.72	2,638.48
	AREVALO, JANE E	21	07/03/93	1,712.30	79.97	1,792.27
	CARBONEL, JESUS A	22	07/03/93	2,382.24	111.25	2,493.49
	CARNESECCA, CAROLYN D	24	07/03/93	2,498.61	116.68	2,615.29
	CERGL, MARY C	24	07/03/93	1,428.10	66.69	1,494.79
	CLEGHORN, ERNESTINE	24	07/03/93	1,910.83	89.23	2,000.06

CITY OF SAN JOSE

FEDERATED CITY EMPLOYEES' RETIREMENT SYSTEM
RETIREEES AND BENEFICIARIES FOR THE YEAR ENDING June 30, 1996

NAME	YRS SERV	DATE RET/DTH	***FINAL MONTH*** BASE	COL	TOTAL
CORNEHL, MARGIE M	20	07/03/93	2,470.81	115.39	2,586.20
DAVIDSON, ALICE I	18	07/03/93	1,719.32	80.29	1,799.61
DEWELL, DAVID K	22	07/03/93	4,979.32	232.53	5,211.85
EPPLER, WILLIAM J	19	07/03/93	2,312.23	107.98	2,420.21
GLAZE, JOHN W	28	07/03/93	2,967.32	138.58	3,105.90
GONZALES, MARTIN	18	07/03/93	2,779.28	129.79	2,909.07
GUTIERREZ, PATRICIA A	30	07/03/93	789.83	36.88	826.71
GUTIERREZ, SALVADOR	30	07/03/93	2,739.36	127.93	2,867.29
HEALY, MICHAEL	29	07/03/93	2,121.99	99.09	2,221.08
JANOLO, MARCELO B	18	07/03/93	971.83	45.39	1,017.22
JONES, KENNETH D	23	07/03/93	2,068.99	96.62	2,165.61
KENNEDY, JAMES D	19	07/03/93	2,634.46	123.03	2,757.49
KENTON, ROBERT W	30	07/03/93	4,511.91	210.70	4,722.61
LOTZ, NATHALIE I	22	07/03/93	2,535.66	118.42	2,654.08
LUDLOW, RICHARD	29	07/03/93	2,900.07	135.43	3,035.50
MAC DIARMID, HUGH C	26	07/03/93	3,414.33	159.44	3,573.77
MARKS, HELENE S	22	07/03/93	2,093.60	97.77	2,191.37
MC DONNELL, RICHARD D	27	07/03/93	2,550.79	119.12	2,669.91
MENDEZ, ROMEO	22	07/03/93	2,333.39	108.97	2,442.36
NICKINELLO JR, ANTHONY	17	07/03/93	2,189.61	102.25	2,291.86
NIELSEN, DOROTHY A	21	07/03/93	2,025.15	94.57	2,119.72
O'BRIEN, ESTHER A	28	07/03/93	2,326.94	108.67	2,435.61
REYNOLDS, HENRY J	25	07/03/93	1,283.10	59.93	1,343.03
REYNOLDS, NANCY	25	07/03/93	326.50	15.25	341.75
ROBERSON, VIOLET	21	07/03/93	1,138.68	53.17	1,191.85
SANCHEZ, CRISTOBAL	18	07/03/93	1,515.75	70.78	1,586.53
STANG, DOROTHY M	20	07/03/93	1,329.65	62.10	1,391.75
TENNIS, VIRGINIA M	17	07/03/93	1,352.76	63.17	1,415.93
VALDEZ, ALFRED A	30	07/03/93	2,710.86	126.59	2,837.45
WHITAKER, DOUGLAS J	17	07/03/93	1,678.20	78.37	1,756.57
TURNER, JEANICE M	9	07/06/93	598.28	27.94	626.22
ND JACOBSON, GEORGE	5	07/10/93	1,879.39	87.76	1,967.15
ND BORDER, NICHOLAS	23	07/15/93	2,450.03	114.41	2,564.44
SILVA, SHERYL R	24	07/17/93	2,922.74	136.48	3,059.22
CHOW, WINNIE L	7	07/23/93	304.50	14.22	318.72
FREITAS, CLIFFORD J	28	07/31/93	3,047.92	142.34	3,190.26
PASCUA, INOCENCIO P	17	07/31/93	1,852.97	86.53	1,939.50
DALY, FRANCES A	7	08/01/93	142.28	6.50	148.78
S PENA SR, JAIME	12	08/05/93	194.13	8.87	203.00
MARTIN, JAMES L	22	08/13/93	1,800.42	82.21	1,882.63
MC GOWAN, JOYCE E	17	08/28/93	1,265.22	57.78	1,323.00
AVILA JR, JOSEPH L	16	09/09/93	749.72	32.68	782.40
GERGURICH, MISAOKO J	30	09/11/93	2,952.30	128.71	3,081.01
OOSTERMAN, RITA L	30	10/09/93	4,338.06	184.63	4,522.69
STEELE, ROBERT J	19	10/09/93	3,014.62	128.31	3,142.93
ANDERSEN, THOMAS S	26	10/12/93	2,644.21	112.54	2,756.75
D JUMANAN, ALICIA B	4	10/14/93	988.04	42.05	1,030.09
ND MORENO, CHARLES	23	10/14/93	2,958.28	125.91	3,084.19
D ROBINSON, JOHN W	17	10/14/93	1,226.15	52.19	1,278.34
RAO, HELEN	15	10/16/93	845.90	36.00	881.90
GATHERS, SALLI J	17	10/23/93	941.31	40.06	981.37
MAC KENZIE, JAMES E	30	10/23/93	2,670.81	113.67	2,784.48

CITY OF SAN JOSE

FEDERATED CITY EMPLOYEES' RETIREMENT SYSTEM
RETIREES AND BENEFICIARIES FOR THE YEAR ENDING June 30, 1996

	NAME	YRS SERV	DATE RET/DTH	***FINAL MONTH*** BASE	COL	TOTAL
	SHEPHERD, LOWELL D	17	10/23/93	2,239.07	95.30	2,334.37
	WHELAN II, JAMES J	27	10/23/93	2,707.19	115.23	2,822.42
	WOOD, BETTY M	17	10/23/93	1,035.24	44.06	1,079.30
	SUN, ALICE	12	12/02/93	854.29	33.71	888.00
S	DARMODY, PEARLINE	5	12/09/93	883.79	34.87	918.66
S	EDWARDS, BARBARA	6	12/09/93	1,593.79	62.89	1,656.68
ND	GANNAWAY, KENNY L	19	12/09/93	2,242.63	88.49	2,331.12
	HENRY, NORMA A	15	01/19/94	576.38	21.55	597.93
ND	CHRISTIE, NEIL A	7	02/10/94	999.09	36.33	1,035.42
D	DEASY, DANIEL M	15	02/10/94	1,709.09	62.14	1,771.23
D	GOODWIN, FRANK O	12	02/10/94	1,475.18	53.63	1,528.81
ND	PETERSON, BETTY L	5	02/10/94	1,141.63	41.50	1,183.13
ND	VICARI, EDWARD J	23	02/10/94	1,331.66	48.41	1,380.07
	BULAN, RENE E	17	03/12/94	1,931.30	66.22	1,997.52
S	PELAVA, MICHAEL	0	03/19/94	1,588.12	54.45	1,642.57
S	AGUILAR, ROSE	27	03/26/94	1,034.89	154.66	1,189.55
	COX, L C	25	03/26/94	2,524.69	86.57	2,611.26
	READER, JOHN	5	03/31/94	934.88	32.06	966.94
	MUMFORD, JUNE H	14	04/29/94	1,198.90	39.88	1,238.78
	JENSEN, CHERIEL	4	05/01/94	115.36	3.60	118.96
D	STEWART, ALLEN	7	05/19/94	1,703.18	53.20	1,756.38
D	SU, CHUNG	10	05/19/94	1,744.24	54.48	1,798.72
	CHRISTIAN JR, PAUL B	8	05/21/94	857.16	26.77	883.93
	RUIZ, JOSE L	19	06/04/94	1,549.95	46.83	1,596.78
	BEYER, ROBERT F	5	06/09/94	971.25	29.35	1,000.60
D	CIREROL, MICHAEL G	12	06/09/94	1,179.19	35.63	1,214.82
D	MATA, ROBERTO J	17	06/09/94	1,142.94	34.54	1,177.48
	BURNS, WILLIAM W	5	06/23/94	358.85	10.85	369.70
D	CRESCINI, LORELEI M	3	07/14/94	185.46	.00	185.46
D	VILLALOVOS, GILBERT G	13	07/14/94	1,196.58	34.94	1,231.52
	HILSON, BERTHA A	15	07/16/94	1,281.68	37.42	1,319.10
	MATUSIEWICZ, THADDEUS C	7	07/16/94	661.91	19.33	681.24
	SOMMERS, DORIS H	15	07/16/94	1,404.00	40.99	1,444.99
D	SWAN, HELEN C	7	08/06/94	282.58	7.67	290.25
D	LAWRENCE, EUGENE A	6	08/11/94	1,364.48	37.06	1,401.54
ND	MAHER, WILLIAM E	6	08/11/94	1,220.84	33.16	1,254.00
ND	OLIMBA, DIONISIO	15	08/11/94	1,034.60	28.10	1,062.70
ND	PELTON, CAROLYN V	7	08/11/94	1,043.94	28.36	1,072.30
ND	RAUCH, FRANCIS J	13	08/11/94	1,594.87	43.32	1,638.19
D	SEEKINS, BRUCE L	8	08/11/94	1,472.64	40.00	1,512.64
	DIMEFF, VIRGINIA G	15	08/13/94	1,271.16	34.53	1,305.69
	ERENETA, WILLIAM J	20	08/13/94	3,384.36	91.93	3,476.29
	LONERO, PIETRO	21	08/13/94	1,237.37	33.61	1,270.98
	MAGSAYSAY, MARIO V	15	08/13/94	1,701.37	46.21	1,747.58
	SAXON, DIANA L	8	08/24/94	541.42	14.70	556.12
	ROUDEBUSH, MARY M O	5	08/26/94	311.58	8.46	320.04
	WADE, BILLY R	19	09/02/94	1,293.88	33.83	1,327.71
D	GALLEGOS, BETTY J	16	09/08/94	104.00	.00	104.00
D	ROBERTS, TIMOTHY W	4	09/08/94	104.00	.00	104.00
	JOHNSTON, WILLIAM B	8	09/10/94	1,058.07	27.66	1,085.73
	KOHN, MARGARETE U	15	10/22/94	1,152.41	28.96	1,181.37
	WINDHAUS, EVELYN	5	10/22/94	328.94	8.26	337.20

CITY OF SAN JOSE

FEDERATED CITY EMPLOYEES' RETIREMENT SYSTEM
RETIREEES AND BENEFICIARIES FOR THE YEAR ENDING June 30, 1996

	NAME	YRS SERV	DATE RET/DTH	***FINAL MONTH*** BASE	COL	TOTAL
	PHILLIPS, WILLIAM L	13	10/31/94	1,561.64	39.24	1,600.88
D	GUNN, JOANNE	5	11/10/94	574.56	13.26	587.82
D	JONES, EVELYN	21	11/10/94	2,626.21	60.64	2,686.85
	STRAIN, JUDITH	5	11/26/94	365.15	8.44	373.59
	SHIELDS, BEVERLY C	15	12/03/94	1,180.29	26.05	1,206.34
D	ROSILLO, FAUSTINO T	10	12/08/94	299.86	.00	299.86
	FARNQUIST, ROBERT L	15	12/10/94	2,423.38	53.49	2,476.87
	MARTIN, NORMAN L	15	12/17/94	1,400.67	30.91	1,431.58
S	BERMUDEZ, TERESA	17	12/24/94	1,339.84	29.57	1,369.41
S	KOUNTZ, ROUCHANN	17	12/24/94	1,707.28	37.68	1,744.96
	HANADA, SHIZUKA	12	12/31/94	954.22	21.06	975.28
	MIGUELGORRY, DONNA M	6	12/31/94	140.39	3.10	143.49
	WHITE, LESLIE R	11	01/09/95	2,678.51	56.40	2,734.91
ND	ESPARZA, ELEANOR F	15	01/29/95	1,242.61	26.16	1,268.77
	PETERSON, DONALD G	18	01/30/95	1,929.84	40.63	1,970.47
	INOUE, MAY	9	01/31/95	887.58	18.68	906.26
	RAINES, THOMAS	14	01/31/95	1,055.93	22.23	1,078.16
	ALVARADO, MARIE	15	02/01/95	1,028.29	19.56	1,047.85
	ASCH, CECILE	24	02/04/95	2,024.04	38.49	2,062.53
D	LOPEZ, RUBEN G	17	02/09/95	1,463.74	27.83	1,491.57
D	MASTORAKIS, PAUL	14	02/09/95	1,506.44	28.65	1,535.09
D	CHAVEZ, OTTO H	10	03/09/95	1,102.38	19.84	1,122.22
	SANDOVAL, ELDO	22	03/31/95	2,833.75	51.01	2,884.76
	GALLIART, SUZANE J	4	04/01/95	40.20	.68	40.88
ND	KENSIT, JOHN C	17	04/13/95	823.91	14.01	837.92
	MC FADDEN, DANIEL H	6	04/21/95	1,134.39	19.28	1,153.67
	AOKI, MARVIN	27	04/22/95	3,624.55	61.62	3,686.17
	PARKER, VELMA L	6	04/30/95	396.52	6.74	403.26
	BACON, CHARLES R	17	05/01/95	961.01	14.42	975.43
ND	FRANTZ III, ROSS A	21	05/11/95	1,650.41	24.76	1,675.17
	ROSE, VIRGINIA	6	05/20/95	375.39	5.63	381.02
	SOU CY, SYDNEY P	23	05/20/95	2,049.03	30.74	2,079.77
	STARR, PHILIP A	26	06/03/95	2,622.77	.00	2,622.77
	MARTINEZ, ORA S	8	06/16/95	156.85	.00	156.85
	WOOD, FREDERICK F	5	06/16/95	535.51	.00	535.51
	DEVINCENZI, MARIAN E	7	07/01/95	77.58	.00	77.58
	NGUYEN, LE-VY	11	07/01/95	781.92	.00	781.92
	TAYLOR, GRACE	5	07/08/95	335.67	.00	335.67
	TELLEZ, SYLVIA	7	07/11/95	530.89	.00	530.89
	TERRY, JO ANN Y	20	07/15/95	1,538.13	.00	1,538.13
	JOHNSON, DONNA	19	07/16/95	634.12	.00	634.12
	JOHNSON, ROBERT A	19	07/16/95	1,374.17	.00	1,374.17
	BENITEZ, DANIEL	7	07/17/95	1,301.52	.00	1,301.52
D	CHILDERS, KATHELEEN L	5	07/20/95	1,322.54	.00	1,322.54
	ROLDAN, GONZALO S	14	07/29/95	798.51	.00	798.51
	ECK, M ANNE	15	08/26/95	1,308.29	.00	1,308.29
	YATES, RONALD F	8	08/26/95	815.22	.00	815.22
	NEWFARMER, GERALD E	6	09/13/95	860.45	.00	860.45
	NEWFARMER, PATRICIA N	6	09/13/95	463.32	.00	463.32
D	ROGERS, GARY D	13	09/14/95	1,368.58	.00	1,368.58
	BERTON, JOSEPHINE E	7	09/18/95	462.36	.00	462.36
	GAMES, MARIETTA S	21	09/21/95	1,558.80	.00	1,558.80

CITY OF SAN JOSE

FEDERATED CITY EMPLOYEES' RETIREMENT SYSTEM
RETIREEES AND BENEFICIARIES FOR THE YEAR ENDING June 30, 1996

	NAME	YRS SERV	DATE RET/DTH	***FINAL MONTH*** BASE	COL	TOTAL
S	MARIN, MELBA	18	10/01/95	2,031.18	.00	2,031.18
ND	FUSON, DONALD E	6	10/12/95	873.53	.00	873.53
	PERKINS, SAMMIE	14	11/01/95	862.95	.00	862.95
	GRISHAM, PATRICIA A	10	11/11/95	1,038.30	.00	1,038.30
	CORREA, MANUEL R	34	11/18/95	4,172.27	.00	4,172.27
D	FRUGE, PENITA J	7	12/14/95	965.65	.00	965.65
S	MILLER JR, KENNETH	11	12/21/95	280.40	.00	280.40
S	MILLER, CHRISTINE	11	12/21/95	280.40	.00	280.40
	MC CLINTOCK, HARRY M	24	12/30/95	3,691.98	.00	3,691.98
S	TILLSON, STEPHANIE	7	01/02/96	408.31	.00	408.31
	VAUGHN, MERLE M	16	01/06/96	1,655.12	.00	1,655.12
	PRICKETT, JOHN S	16	01/13/96	1,949.15	.00	1,949.15
	GLOEGE, WILLIAM P	24	01/16/96	3,048.81	.00	3,048.81
	DANIELS, JUDITH MARY UD	30	01/27/96	2,656.26	.00	2,656.26
	HASS, ALBERT H	6	01/27/96	699.52	.00	699.52
	NEGOVAN, ALBERT L	19	01/27/96	2,397.58	.00	2,397.58
	WILLIAMS, BONNIE LESLIE	7	01/29/96	516.87	.00	516.87
	HOLMES, ROBERT L	10	02/03/96	887.72	.00	887.72
S	NORMANDY, RACHEL	22	02/25/96	2,821.32	.00	2,821.32
	STOVER, LINDA C	6	03/02/96	565.35	.00	565.35
D	BOURBON, ROBERT	28	03/14/96	2,141.65	.00	2,141.65
D	NUNES, CAMI M	9	03/14/96	138.97	.00	138.97
	KLEINER, RICHARD I	22	03/19/96	2,352.22	.00	2,352.22
S	MARTINAS, SHARON	12	03/26/96	2,220.40	.00	2,220.40
	IMPERIAL, ENRIQUE S	10	03/30/96	816.98	.00	816.98
	SCHULZE, BARBARA A	30	04/04/96	2,668.38	.00	2,668.38
S	HUFFMAN, MARTHA	7	04/18/96	945.79	.00	945.79
S	GRAVES, CLAIRE E	18	04/25/96	1,694.30	.00	1,694.30
	PARLEE, MAY M	5	04/27/96	496.49	.00	496.49
	KNOX, ROBERT L	8	05/04/96	232.28	.00	232.28
	FADDEN, MILDRED D	16	06/01/96	1,431.06	.00	1,431.06
	KERR, JAMES W	9	06/01/96	744.10	.00	744.10
	LOCKWOOD, JOAN M	13	06/02/96	341.22	.00	341.22
	BATDORFF, SHIRLEY A	25	06/07/96	2,019.82	.00	2,019.82
D	CONRAD, ANTHONY J	11	06/13/96	1,639.86	.00	1,639.86
ND	PRESTOSA, ANGELO D	17	06/13/96	1,408.29	.00	1,408.29
	LAUGHLIN, CAROL	5	06/20/96	95.14	.00	95.14
	DARE, RONALD A	11	06/27/96	928.40	.00	928.40
	CHAMBERLIN, TERRY J	16	06/29/96	1,324.58	.00	1,324.58

CITY OF SAN JOSE

FEDERATED CITY EMPLOYEES' RETIREMENT SYSTEM
RETIREES AND BENEFICIARIES FOR THE YEAR ENDING June 30, 1996

NAME	YRS SERV	DATE RET/DTH	***FINAL MONTH*** BASE	COL	TOTAL
TOTAL RETIREES: 1,599		TOTAL BASE:		1,896,923.91	
		TOTAL COL :		538,401.38	
		FINAL MONTH TOTAL:		2,435,325.29	

CODES:

D = DISABILITY
S = SURVIVOR
ND = NON-SERVICE DISABILITY
= NOT ENTITLED TO COST-OF-LIVING

Fund Performance

San José Federated City Employees Retirement System

SYSTEM REVENUES

The System's Retirement Fund has three principal sources of income. These are payments by the City, payments by employee members of the System, and interest dividends and net rental earnings from the monies invested in equities, bonds, real estate, and other securities.

The pattern of revenues for the last decade is shown in the following table:

Fiscal Year ending in June	Employer Payments	Employee Payments	Interest and Other Income	Total
1996	28,411,000	12,876,000	80,420,000	121,707,000
1995	27,111,000	12,269,000	35,353,000	74,733,000
1994	22,348,000	10,086,000	43,362,000	75,795,000
1993	22,801,000	10,391,000	47,498,000	80,690,000
1992	20,454,000	9,423,000	44,086,000	73,963,000
1991	18,307,000	8,433,000	32,010,000	58,750,000
1990	11,974,000	5,477,000	34,133,000	51,584,000
1989	14,136,000	6,545,000	32,475,000	53,156,000
1988	13,835,000	6,572,000	27,452,000	47,859,000
1987	13,645,000	6,978,000	31,659,000	52,282,000
10 Year Total	193,022,000	89,050,000	408,448,000	690,519,000

SIZE OF SYSTEM

	1987	1988	1989	1990	1991	1992	1993	1994	1995	1996
Active*	3,103	2,974	3,201	3,733	3,705	3,798	3,589	3,528	3,558	3,693
Retired	816	933	986	1,016	1,222	1,092	1,252	1,320	1,327	1,342
Survivors**	97	113	125	139	163	178	181	218	227	257
Total	4,016	4,020	4,312	4,888	5,090	5,068	5,022	5,066	5,112	5,292

* Includes Deferred Vested

** Includes Ex-spouses

San José Federated City Employees' Retirement System

CONTRIBUTIONS AND REVENUE

Each member of the Retirement Plan contributes the following percentage of pay:

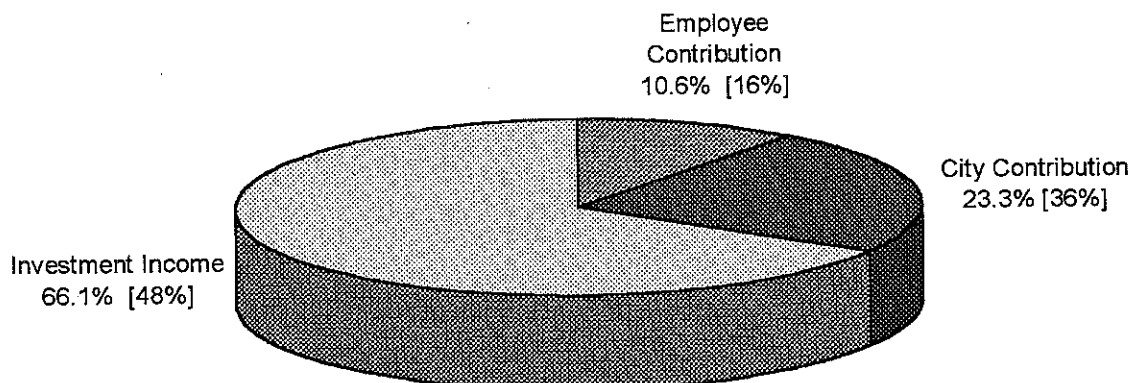
	Employee	City
Current Service	3.94	9.02
Prior Service	0.01	0.86
Cost of Living	1.74	3.89
Early Retirement - 87	0	0.30
Early Retirement - 92	0	0.43
Early Retirement - 93	0	0.53
Medical	2.18	2.26
Dental	0.25	0.72
Total	8.12%	18.01%

The following sources contributed a share of the revenues received by the Retirement Fund in 1995-96:

Employee Contribution	10.6%	\$12,876,000
City Contribution	23.3%	\$28,411,000
Investment Income	66.1%	\$80,420,000
Total Revenue	100.0%	\$121,707,000

Sources of Retirement Fund Income 1995-1996

*Last year's percentages shown in brackets



San José Federated City Employees' Retirement System

PORTFOLIO PERFORMANCE REPORT

Measured on a basis of Net Gains/Losses, Dividends and Interest Received

	6/30/96 Portfolio Cost	Income	Income Rate of return
ANB	20,650,075	595,966	2.9%
George Bjurman	17,804,881	6,065,808	34.1%
Chancellor	43,080,261	7,628,207	17.7%
MIG	47,520,196	2,952,181	6.2%
PCM	45,490,371	5,710,776	12.6%
Putnam	37,899,205	1,272,343	3.4%
Scudder	321,333,509	22,328,168	6.9%
Smoot	67,474,005	16,953,136	25.1%
Thompson	50,465,968	6,173,317	12.2%
Wilmington	27,047,940	7,483,598	27.7%
Cash	4,370,444	265,325	6.1%
Chancellor (Bond)	N/A	3,779,010	N/A
Total	683,136,855	81,207,835	11.9%

Measured on a Basis of Total Increase in Market Value
(in millions)

	6/30/96 Market Value	6/30/95 Market Value	Total Yield
ANB	29.3	16.9	26.2 %
George Bjurman	22.6	16.4	37.8%
Chancellor	55.2	42.7	29.2%
Chancellor (Bond)	N/A	15.2	N/A
MIG	37.1	38.6	5.5%
PCM	48.6	33.7	19.5%
Putnam (Scudder)	38.3	32.7	4.3%
Scudder, Stevens & Clark	324.0	272.9	5.1%
Smoot	78.3	91.6	12.6%
Thompson	67.3	52.0	23.6%
Wilmington	32.5	33.4	26.8%
Total	733.2	646.1	13.0%

Source: Callan Associates Inc. June 30, 1996 Report and Bank of New York Year End Report

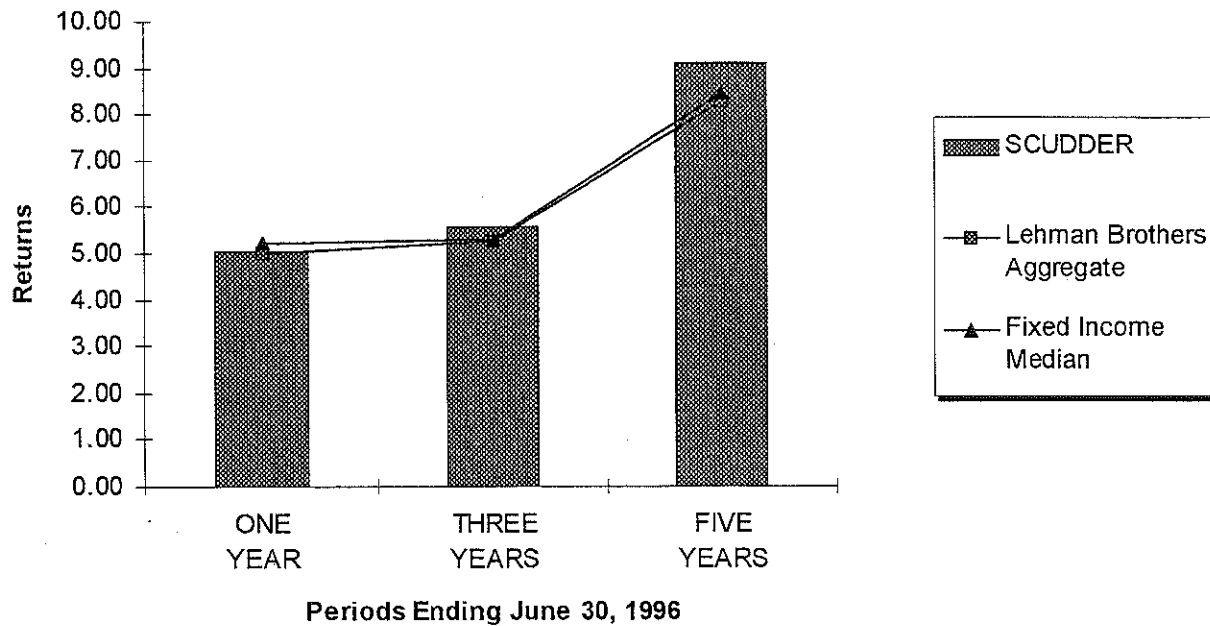
San José Federated City Employees' Retirement System

PERFORMANCE BENCHMARK COMPARISON

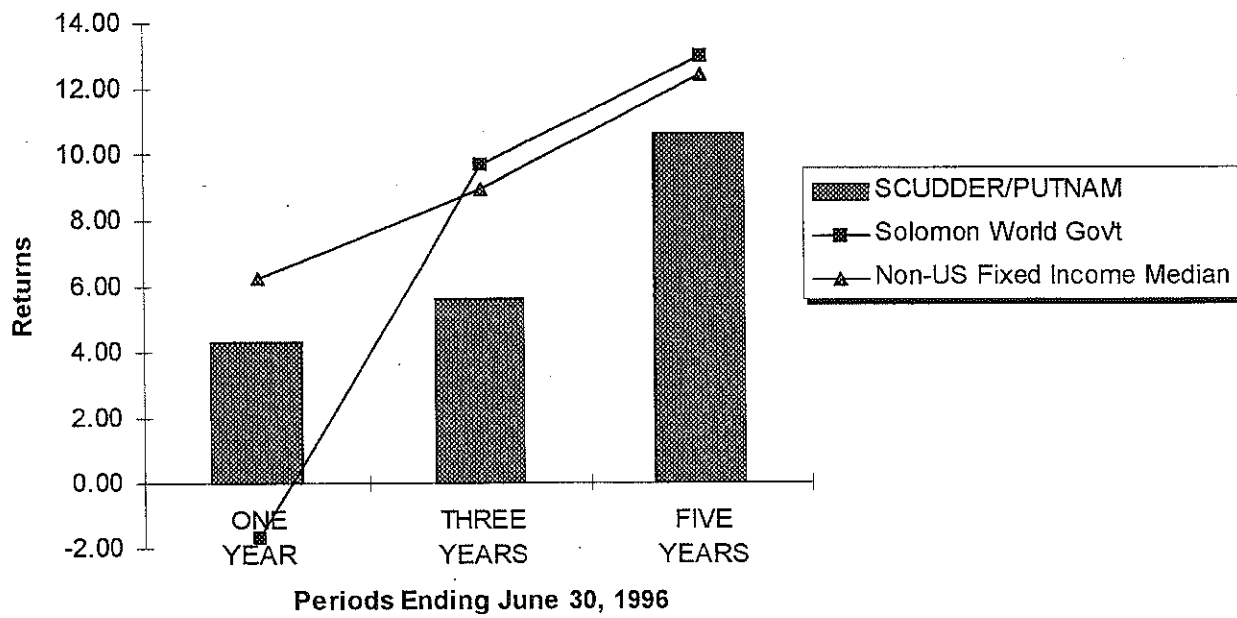
	One Year	Three Years	Five Years
DOMESTIC BOND PERFORMANCE			
Scudder, Stevens & Clark	5.1 +	5.6 ++	9.1 ++
Callan Bond Funds Median	5.2	5.3	8.4
Lehman Brothers Aggregate	5.0	5.3	8.3
INTERNATIONAL BOND PERFORMANCE			
Putnam/ Scudder	4.3 +	5.6	10.6
Callan Non-U.S. Bond Funds Median	6.2	9.0	12.4
Salomon Non-U.S. Govt Bond Index	-1.7	9.7	13.0
DOMESTIC STOCK PERFORMANCE			
ANB (Core)	26.2 ++	17.3 ++	N/A
George Bjurman (Sm. Cap Growth)	37.8 ++	N/A	N/A
Chancellor (Growth)	29.2 +++	17.6 ++	N/A
Smoot Miller (Value)	12.6	15.6	13.7
Thompson Siegal (Value)	23.6	14.1	14.0
Wilmington (Value)	26.8 +++	16.7	16.0 +
Callan Equity Fund Median	25.4	16.9	16.5
Callan Sm. Cap Growth Style Median	41.5	N/A	N/A
Callan Growth Syle Median	24.2	15.7	N/A
Callan Value Style Median	23.8	16.9	16.4
Standard & Poors 500	26.1	17.2	15.7
Russell 2000 Growth	26.6	N/A	N/A
S & P/BARRA Growth	27.5	18.5	N/A
INTERNATIONAL STOCK PERFORMANCE			
PCM International	19.5 ++	8.7	7.7
Callan Non-U.S. Equity Funds Median	17.3	13.8	12.7
EAFE	13.3	10.5	10.0
REAL ESTATE			
MIG Realty Advisors	5.5	1.0	2.4 +
NCREIF	9.6	7.2	2.1
Callan Real Estate Median	6.7	8.3	2.7
TOTAL PERFORMANCE			
Total Fund	13.0 +	9.2	10.5 +
Callan Total Fund Benchmark	12.7	9.8	10.5

Note: Each "+, ++, +++" represents a benchmark the manager has out performed
Source: Callan Performance Measurement June 30, 1996 Report

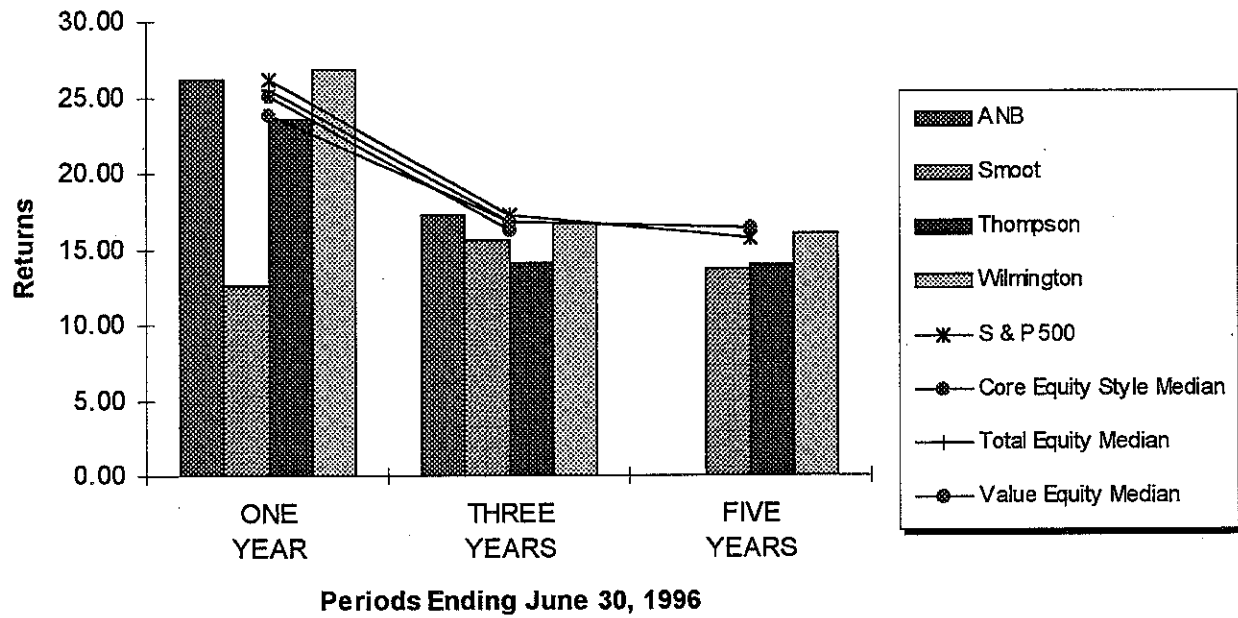
Annualized Domestic Fixed Income Returns



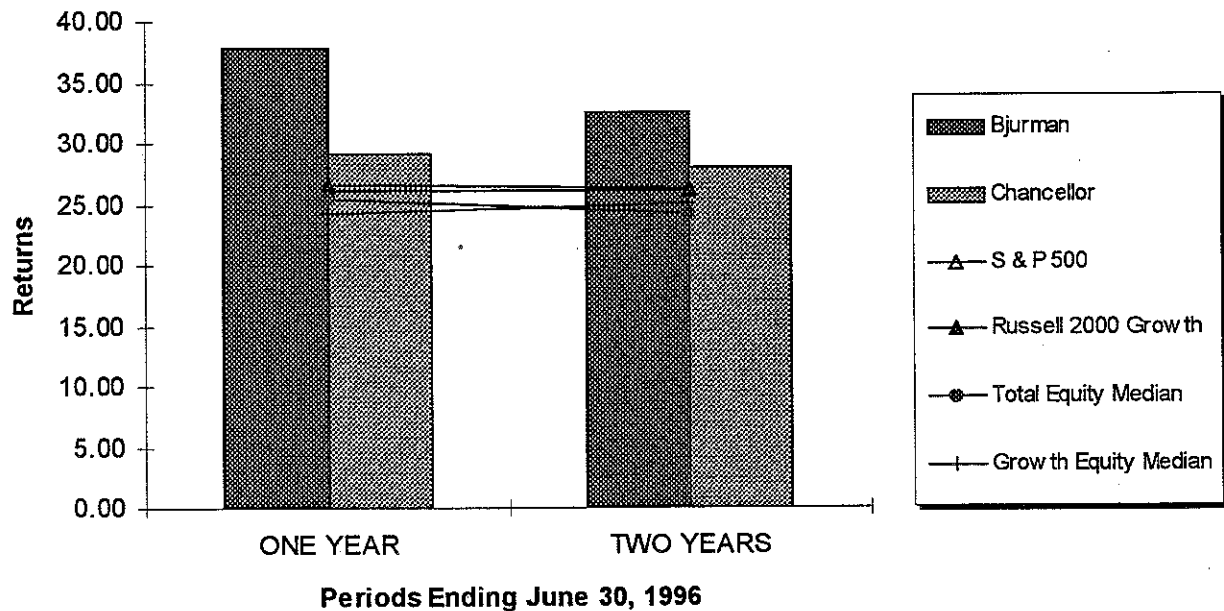
Annualized International Fixed Income Returns



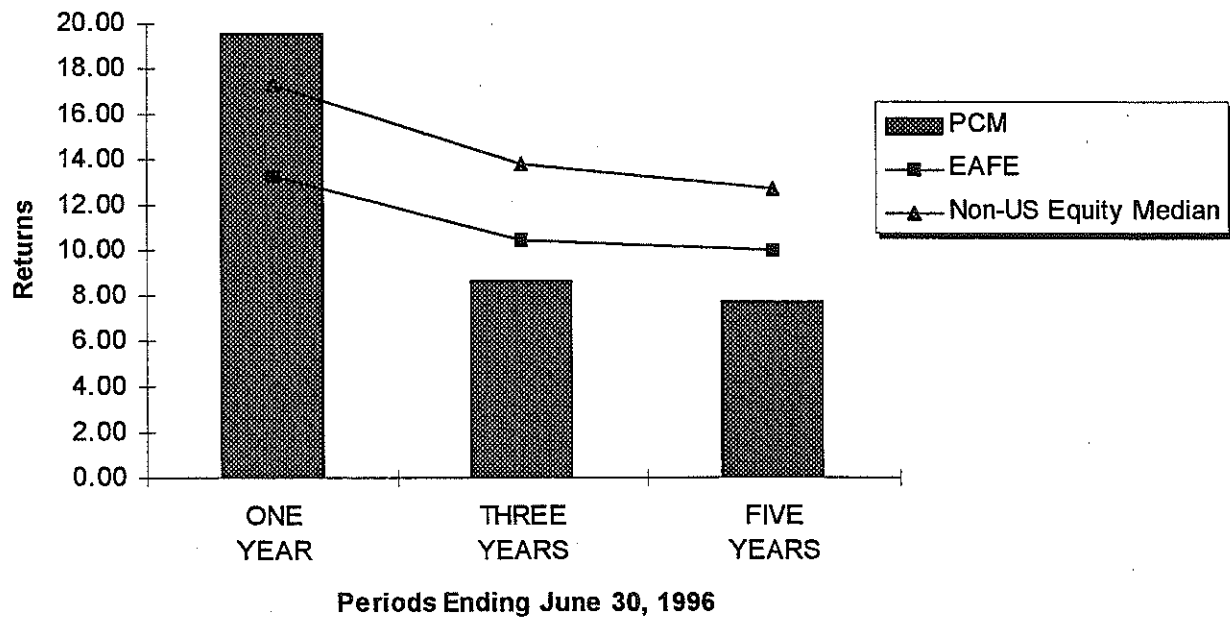
Annualized Value Equity and Index Returns



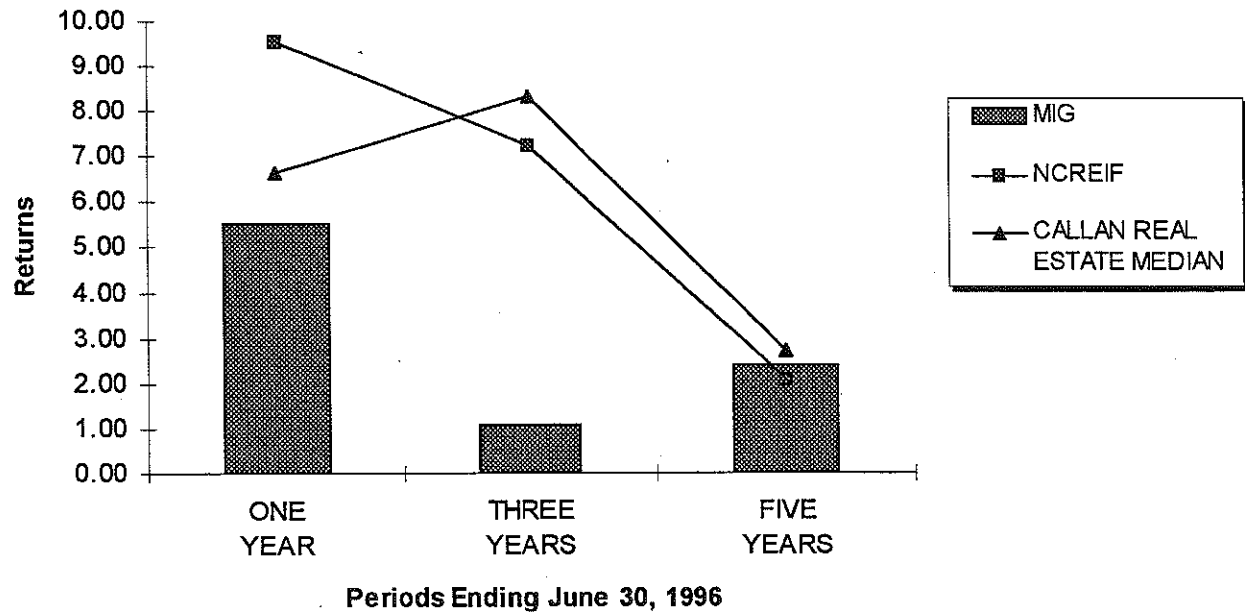
Annualized Growth Equity Returns



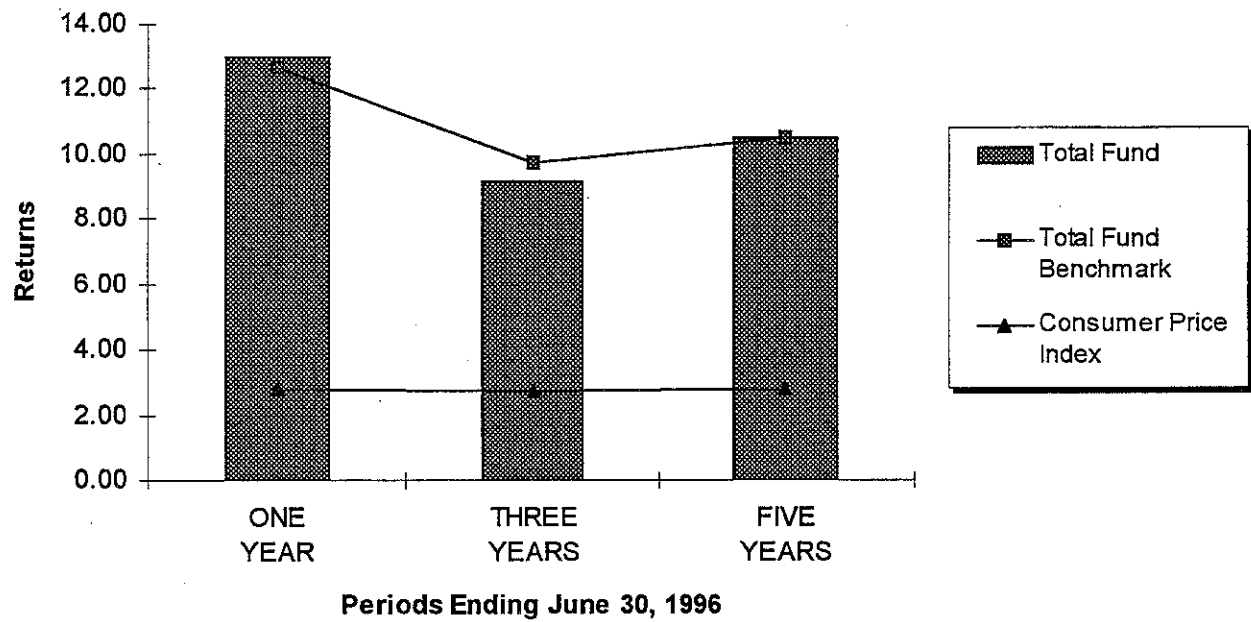
Annualized International Equity Returns



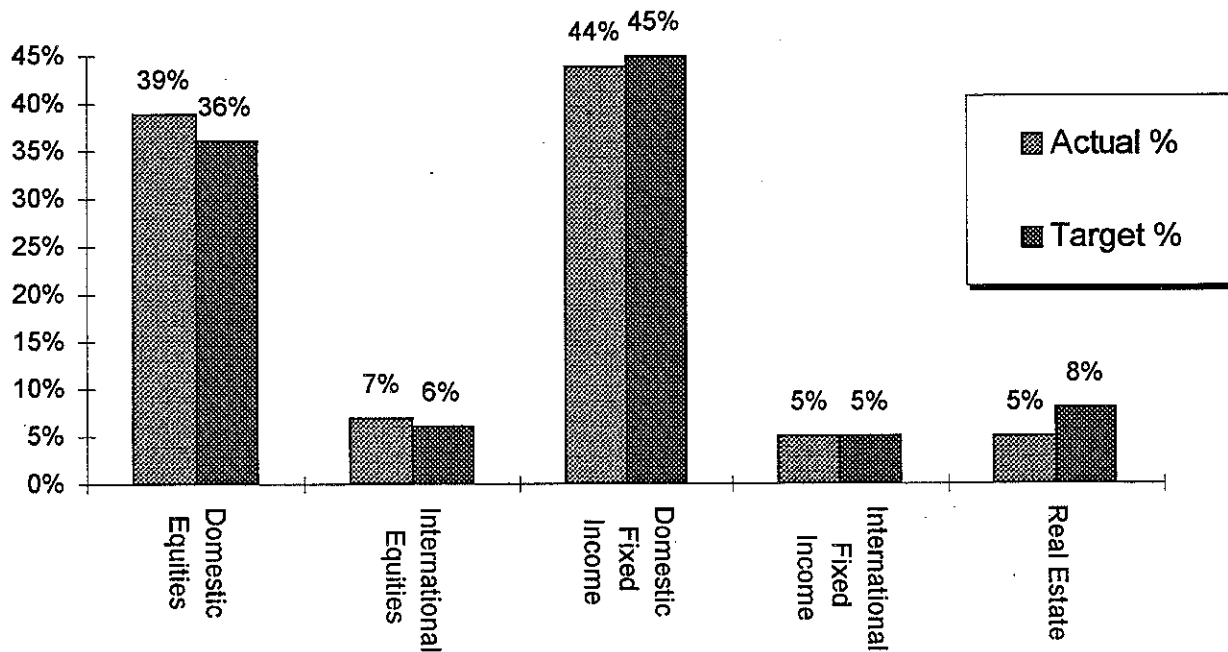
Annualized Real Estate Returns



Total Fund Annualized Returns



Actual vs. Target Asset Allocation



**City of San Jose
Department of Retirement Services
Federated Employees Retirement Plan
June 30, 1996**

As of June 30, 1996 the present value of benefits was \$756,313,000 while the assets at book value amounted to \$677,704,000. The excess of the present value of benefits over the book value of assets is \$78,609,000.

A breakdown of the Governmental Accounting Standards Board (GASB) Statement No. 5 liabilities as of June 30, 1996 is as follows:

Pension benefit obligation:

Retirees and beneficiaries currently receiving benefits and terminated employees not yet receiving benefits.	\$ 391,163,000
--	----------------

Current employees

Accumulated employee contributions including allocated investment income.	135,583,000
Employer-financed vested	176,818,000
Employer-financed nonvested	16,972,000

Health and Dental Insurance Premium Benefit Reserve and Supplemental Retiree Benefits Reserve (SRBR)	<u>35,777,000</u>
--	-------------------

Total pension benefit obligation	756,313,000
----------------------------------	-------------

Net assets available for benefits, at cost (market value is \$732,269,000)	<u>677,704,000</u>
---	--------------------

Unfunded pension benefit obligation	\$ <u><u>78,609,000</u></u>
-------------------------------------	-----------------------------

Source: Watson Wyatt & Company

Fund Investments

INVESTMENT HELD
FOR ACCOUNTING PERIOD ENDING JUNE 30, 1996

ALL SAN JOSE ACCOUNTS

ALL

QUANTITY	SECURITY	PERCENT	MATURING	TOTAL COST	MARKET VALUE
CASH & CASH EQUIVALENT INVESTMENTS					
259.570	AUSTRALIAN DOLLAR	0.0000		204.68	204.08
95.760	AUSTRIAN SCHILLING	0.0000		8.92	8.95
11.830	CANADIAN DOLLAR	0.0000		8.66	8.67
181,267.380-	DEUTSCHE MARK	0.0000		119,145.28-	119,247.01-
425,254.000	FINNISH MARKKA	0.0000		91,891.18	91,891.18
5,845,883.260	FRENCH FRANC	0.0000		1,135,315.07	1,137,552.69
6,431,387.150-	HONG KONG DOLLAR	0.0000		830,916.48-	830,907.10-
0.000	IRISH POUND	0.0000		0.01	0.00
118,930.000	ITALIAN LIRA	0.0000		76.14	77.68
14,628,544.000-	JAPANESE YEN	0.0000		133,838.46-	133,740.57-
2,033,578.430	NETHERLAND GUILDER	0.0000		1,192,713.24	1,192,714.62
849,929.790	POUNDS STERLING	0.0000		1,319,971.72	1,319,971.72
0.930	SINGAPORE DOLLAR	0.0000		0.66	0.66
64,881,992.000-	SPANISH PESETAS	0.0000		507,087.53-	507,088.65-
3,113,562.090-	SWEDISH KRONA	0.0000		469,652.60-	470,269.77-
1,031,856.700-	SWISS FRANCS	0.0000		824,825.50-	825,485.36-

INVESTMENT HELD
FOR ACCOUNTING PERIOD ENDING JUNE 30, 1996

ALL SAN JOSE ACCOUNTS

ALL

QUANTITY	SECURITY	PERCENT	MATURING	TOTAL COST	MARKET VALUE
28,495.440	THAILAND BAHT				
		0.0000		1,122.22	1,122.71
4,708,959.640	U.S. DOLLARS				
		0.0000		4,708,959.64	4,708,959.64
CASH & CASH EQUIVALENT INVESTMENTS TOTALS				5,564,806.29	5,565,774.14
EQUITY INVESTMENTS					
23,100.000	360 COMMUNICATIONS CO				
		0.0000		538,803.97	554,400.00
36,100.000	3COM CORP COM				
		0.0000		927,515.41	1,651,575.00
48,000.000	A T & T CORP COM				
		0.0000		2,888,751.54	2,976,000.00
13,000.000	AAMES FINL CORP COM				
		0.0000		305,538.13	466,375.00
70,000.000	ABBOTT LABORATORIES				
		0.0000		2,908,577.65	3,045,000.00
15,000.000	ACCUSTAFF INC COM				
		0.0000		125,365.81	408,750.00
50,000.000	ADAPTEC INC COM				
		0.0000		2,626,746.05	2,368,750.00
5,011.000	ADIA SA ORD				
		0.0000		1,234,476.03	1,254,754.40
10,800.000	ADIDAS AG DEM5				
		0.0000		618,896.28	908,703.37
10,300.000	ADVANCED TECHNOLOGY LABS INC				
		0.0000		396,698.10	375,950.00
21,900.000	AETNA LIFE & CASUALTY COMPANY				
		0.0000		1,592,467.98	1,565,850.00
15,000.000	AGCO CORP				
		0.0000		254,440.19	416,250.00
20,000.000	AIRGAS INC				
		0.0000		248,485.00	380,000.00
15,700.000	ALASKA AIR GROUP, INC				

INVESTMENT HELD
FOR ACCOUNTING PERIOD ENDING JUNE 30, 1996

ALL SAN JOSE ACCOUNTS

ALL

QUANTITY	SECURITY	PERCENT	MATURING	TOTAL COST	MARKET VALUE
		0.0000		454,277.43	429,787.50
56,400.000	ALBANY INTL CORP NEW CL A	0.0000		1,029,277.69	1,276,050.00
12,700.000	ALCATEL ALSTHOM	0.0000		1,257,262.75	1,109,612.77
20,051.000	ALLSTATE CORP COM	0.0000		460,053.35	914,826.87
1,000.000	ALTRAN TECHNOLOGIE	0.0000		224,788.37	309,982.49
26,000.000	ALUMINUM COMPANY OF AMERICA COMMON	0.0000		1,234,340.47	1,491,750.00
16,000.000	AMERICA ONLINE INC DEL	0.0000		515,418.46	700,000.00
17,300.000	AMERICAN BRANDS INC COM	0.0000		659,420.94	784,987.50
64,000.000	AMERICAN EXPRESS COMPANY	0.0000		2,972,961.20	2,856,000.00
21,600.000	AMERICAN GENERAL CORP	0.0000		620,725.64	785,700.00
28,200.000	AMERICAN GREETINGS CORP CLASS A COM	0.0000		788,539.51	771,975.00
23,400.000	AMERICAN HOME PRODUCTS CORPORATION	0.0000		500,827.92	1,406,925.00
24,000.000	AMERICAN INTERNATIONAL GROUP INC COM	0.0000		2,004,314.20	2,367,000.00
68,000.000	AMMB HOLDINGS BHD	0.0000		913,375.56	940,846.20
23,400.000	AMOCO CORP COM	0.0000		1,037,514.32	1,687,725.00
40,300.000	AMP INCORPORATED COM	0.0000		1,628,242.28	1,617,037.50
135,569.630	ANB S & P 500 INDEX	0.0000		20,643,653.50	29,298,005.90

INVESTMENT HELD
FOR ACCOUNTING PERIOD ENDING JUNE 30, 1996

ALL SAN JOSE ACCOUNTS

ALL

QUANTITY	SECURITY	PERCENT	MATURING	TOTAL COST	MARKET VALUE
32,300.000	ARCHER DANIELS MIDLAND CO COM	0.0000		624,837.04	617,737.50
14,300.000	ASCEND COMMUNICATIONS INC	0.0000		693,664.84	804,375.00
1,660.000	ASKO DEUTSCHE	0.0000		1,229,722.78	1,228,537.60
13,300.000	ATMEL CORP	0.0000		529,716.74	400,662.50
19,000.000	AUSPEX SYS INC	0.0000		377,411.87	285,000.00
15,500.000	AUTOZONE INC	0.0000		388,228.48	538,625.00
17,800.000	AVNET INC	0.0000		764,430.95	749,825.00
60,000.000	BANC ONE CORP	0.0000		2,051,952.00	2,040,000.00
30,700.000	BANCO BILBAO SA	0.0000		1,214,753.24	1,245,275.50
89,200.000	BANK OF AYUDHYA	0.0000		628,246.04	484,992.71
0.110	BANK OF IRELAND	0.0000		0.45	0.75
79,900.000	BANKAMERICA CORP COM	0.0000		4,660,676.86	6,052,425.00
67,000.000	BAY NETWORKS INC COM	0.0000		2,178,245.00	1,725,250.00
0.000	BCO POPULAR ESP	0.0000		0.00	0.00
116,300.000	BICC - ORD.	0.0000		610,705.07	559,916.14
28,000.000	BIO TECHNOLOGY GENERAL CORP	0.0000		227,880.90	232,736.00
41,300.000	BOB EVANS FARMS INC				

INVESTMENT HELD
FOR ACCOUNTING PERIOD ENDING JUNE 30, 1996

ALL SAN JOSE ACCOUNTS

ALL

QUANTITY	SECURITY	PERCENT	MATURING	TOTAL COST	MARKET VALUE
		0.0000		841,852.15	702,100.00
15,000.000	BOEHLER UDDERHOLM	0.0000		1,180,693.22	1,163,768.93
16,300.000	BOEING COMPANY	0.0000		951,966.91	1,420,137.50
58,000.000	BORDERS GROUP INC	0.0000		1,065,721.00	1,870,500.00
19,400.000	BOSTON CHICKEN INC COM	0.0000		554,534.15	630,500.00
16,425.000	BOSTON SCIENTIFIC CORP COM	0.0000		325,579.32	739,125.00
20,000.000	BRISTOL MYERS SQUIBB CO COM	0.0000		1,253,423.56	1,800,000.00
95,900.000	BURE INVESTMENT	0.0000		884,042.03	883,563.92
13,500.000	BUSINESS OBJECTS S A SPONSORED ADR	0.0000		585,422.40	543,375.00
40,700.000	BW/IP INC	0.0000		767,246.30	773,300.00
10,000.000	C-TEC CORP COM	0.0000		374,947.40	297,500.00
0.000	CALGON CARBON CORP COM	0.0000		0.00	0.00
14,200.000	CALIFORNIA AMPLIFIER INC	0.0000		305,372.20	326,600.00
59,000.000	CANON INC	0.0000		1,133,310.24	1,229,840.92
13,500.000	CAREER HORIZONS INC COM	0.0000		394,799.50	472,500.00
17,300.000	CASCADE COMMUNICATIONS CORP	0.0000		193,929.37	1,176,400.00
0.000	CASTORAMA DUBOIS	0.0000		0.00	0.00

INVESTMENT HELD
FOR ACCOUNTING PERIOD ENDING JUNE 30, 1996

ALL SAN JOSE ACCOUNTS

ALL

QUANTITY	SECURITY	PERCENT	MATURING	TOTAL COST	MARKET VALUE
12,600.000	CATERPILLAR INC	0.0000		299,833.44	853,650.00
12,000.000	CAVALIER HOMES INC COM	0.0000		242,621.50	277,500.00
7,500.000	CDI CORP	0.0000		262,875.00	253,125.00
29,600.000	CENTEX CORP	0.0000		747,297.84	921,300.00
12,000.000	CHAMPION ENTERPRISE COM	0.0000		247,035.40	250,500.00
65,600.000	CHASE MANHATTAN CORP NEW	0.0000		2,552,393.34	4,633,000.00
13,000.000	CHECK POINT SYSTEMS	0.0000		258,497.04	446,875.00
17,400.000	CHESAPEAKE CORP	0.0000		329,520.10	456,750.00
5,000.000	CHESAPEAKE ENERGY CORP	0.0000		102,351.72	449,375.00
169,000.000	CHEUNG KONG(HOLDS)	0.0000		1,087,015.91	1,211,790.39
20,500.000	CHEVRON CORP	0.0000		990,980.00	1,209,500.00
0.000	CHRISTIAN DIOR	0.0000		0.00	0.00
16,600.000	CHUBB CORPORATION COM	0.0000		595,528.17	827,925.00
953.000	CIBA-GEIGY AG	0.0000		1,182,180.26	1,157,323.20
0.000	CIE GENERALE DES	0.0000		0.00	0.00
16,000.000	CISCO SYS INC	0.0000		218,005.06	906,000.00
5,500.000	COAST SVGS FINL INC				

**INVESTMENT HELD
FOR ACCOUNTING PERIOD ENDING JUNE 30, 1996**

ALL SAN JOSE ACCOUNTS

ALL

QUANTITY	SECURITY	PERCENT	MATURING	TOTAL COST	MARKET VALUE
		0.0000		175,463.55	180,125.00
78,000.000	COASTAL CORP	0.0000		2,802,871.50	3,256,500.00
86,000.000	COLUMBIA / HCA HEALTHCARE CORP	0.0000		3,401,025.99	4,611,750.00
54,100.000	COMCAST CORP CL A SPL	0.0000		965,102.71	1,000,850.00
0.000	COMPAGNIE FIN DE	0.0000		0.00	0.00
37,800.000	COMPUTER ASSOC INTL INC	0.0000		2,053,758.95	2,683,800.00
30,000.000	COMPUTERVISION CORP NEW	0.0000		403,006.15	300,000.00
16,500.000	CONMED CORP COM	0.0000		351,589.59	439,312.50
15,400.000	CONSOLIDATED NATURAL GAS CO	0.0000		567,839.07	804,650.00
126,800.000	CORDIANT PLC ORD	0.0000		251,809.06	214,648.24
41,600.000	CORNING INC COM	0.0000		1,348,504.44	1,596,400.00
22,000.000	CPC INTERNATIONAL INC COM	0.0000		1,256,165.00	1,584,000.00
94,800.000	CRESTAR FINL CORP COM	0.0000		4,237,103.99	5,059,950.00
2,940.000	CROWN VANTAGE INC	0.0000		43,548.89	42,630.00
37,850.000	CUC INTL INC COM	0.0000		1,113,219.00	1,343,675.00
18,000.000	CURATIVE TECHNOLOGIES INC	0.0000		344,105.33	472,500.00
34,300.000	CYPRUS AMAX MINERALS CO COM	0.0000		988,815.64	784,612.50

INVESTMENT HELD
FOR ACCOUNTING PERIOD ENDING JUNE 30, 1996

ALL SAN JOSE ACCOUNTS

ALL

QUANTITY	SECURITY	PERCENT	MATURING	TOTAL COST	MARKET VALUE
98,000.000	DAIBIRU CORP Y50	0.0000		1,167,803.25	1,308,100.20
192,000.000	DAIHATSU MOTOR	0.0000		1,168,127.61	1,258,584.75
15,000.000	DATASTREAM SYS INC COM	0.0000		376,875.00	528,750.00
17,400.000	DAYTON HUDSON CORP COM	0.0000		1,641,047.57	1,794,375.00
24,400.000	DEERE & COMPANY	0.0000		351,760.53	976,000.00
13,000.000	DIGICON INC COM PAR \$0.01	0.0000		219,484.80	217,750.00
18,300.000	DIGITAL EQUIPMENT CORPORATION	0.0000		863,961.72	825,787.50
20,500.000	DILLARD DEPT STORES INC CL A	0.0000		788,539.50	748,250.00
15,000.000	DOLLAR TREE STORES INC	0.0000		472,877.50	476,250.00
40,800.000	DOMINION RES INC VA	0.0000		1,516,927.50	1,632,000.00
9,200.000	DOW CHEMICAL COMPANY COMMON	0.0000		490,591.02	699,200.00
43,100.000	DRESSER INDUSTRIES INCORPORATED COM	0.0000		809,763.36	1,271,450.00
35,000.000	DSC COMMUNICATIONS CORP COM	0.0000		1,381,272.02	1,054,375.00
10,000.000	DSP COMMUNICATIONS INC COM	0.0000		216,166.95	513,750.00
9,000.000	DURA PHARMACEUTICALS INC	0.0000		236,024.68	504,000.00
20,400.000	EASTERN ENTERPRISES	0.0000		526,603.80	678,300.00
14,000.000	EASTMAN CHEMICAL CO				

INVESTMENT HELD
FOR ACCOUNTING PERIOD ENDING JUNE 30, 1996

ALL SAN JOSE ACCOUNTS

ALL

QUANTITY	SECURITY	PERCENT	MATURING	TOTAL COST	MARKET VALUE
		0.0000		937,762.44	852,250.00
0.000	EASTMAN KODAK COMPANY COM	0.0000		0.00	0.00
14,000.000	EATON CORPORATION COMMON	0.0000		777,452.34	820,750.00
31,200.000	EDWARDS A.G. INC	0.0000		594,610.96	846,300.00
6,000.000	ELECTRONICS FOR IMAGING INC	0.0000		211,027.96	416,250.00
45,146.000	ELF AQUITAINE SPONSORED ADR	0.0000		1,585,042.48	1,659,115.50
16,700.000	ELI LILLY & CO COM	0.0000		1,007,699.44	1,085,500.00
13,200.000	ENRON CORP	0.0000		170,197.76	539,550.00
25,000.000	ENTERGY CORP NEW COM	0.0000		700,503.91	709,375.00
9,300.000	EXXON CORP	0.0000		669,012.89	807,937.50
32,000.000	FEDERAL NATIONAL MORTGAGE ASSN	0.0000		980,256.86	1,072,000.00
11,200.000	FEDERATED DEPT STORES INC COM	0.0000		380,822.40	382,200.00
331,500.000	FIAT SPA	0.0000		1,067,014.11	1,111,769.49
18,244.000	FIRST DATA CORP COM	0.0000		1,025,222.74	1,454,959.00
812,865.000	FIRST PACIFIC CO	0.0000		995,499.05	1,244,470.46
125,000.000	FIRST SECURITY CORP DEL	0.0000		3,014,160.75	3,000,000.00
24,900.000	FORD MOTOR COMPANY COM	0.0000		608,581.76	806,137.50

INVESTMENT HELD
FOR ACCOUNTING PERIOD ENDING JUNE 30, 1996

ALL SAN JOSE ACCOUNTS

ALL

QUANTITY	SECURITY	PERCENT	MATURING	TOTAL COST	MARKET VALUE
20,000.000	FORE SYS INC	0.0000		592,495.26	722,500.00
16,000.000	FPL GROUP INC COM	0.0000		476,688.00	736,000.00
16,000.000	GALOOB LEWIS TOYS INC.	0.0000		415,472.58	452,000.00
9,700.000	GANNETT COMPANY INCORPORATED COM	0.0000		540,421.60	686,275.00
18,000.000	GENERAL ELECTRIC CO	0.0000		587,590.13	1,561,500.00
15,000.000	GENESIS HEALTH VENTURES INC	0.0000		390,496.14	470,625.00
18,000.000	GENUINE PARTS CO	0.0000		705,549.35	823,500.00
22,500.000	GIANT FOOD INC CL-A	0.0000		468,571.76	807,187.50
18,700.000	GILLETTE COMPANY COMMON	0.0000		799,627.07	1,166,412.50
40,700.000	GOULDS PUMPS INC	0.0000		845,527.39	1,042,937.50
15,800.000	GRACE W R & COMPANY	0.0000		849,483.91	1,119,825.00
7,000.000	GRAND CASINOS INC	0.0000		184,883.39	180,250.00
37.000	GRONTMIJ NV ORD	0.0000		969.44	917.95
87.000	GROUP DANONE ORD	0.0000		26,323.27	13,187.97
27,100.000	GTE CORP	0.0000		1,010,559.00	1,212,725.00
11,600.000	GUIDANT CORP COM	0.0000		353,347.73	571,300.00
11,700.000	HARRIS CORP DEL				

INVESTMENT HELD
FOR ACCOUNTING PERIOD ENDING JUNE 30, 1996

ALL SAN JOSE ACCOUNTS

ALL

QUANTITY	SECURITY	PERCENT	MATURING	TOTAL COST	MARKET VALUE
		0.0000		549,593.47	713,700.00
14,200.000	HBO & CO	0.0000		489,108.12	962,050.00
22,500.000	HEALTH MGMT ASSOC INC NEW CL A	0.0000		180,916.37	458,437.50
45,000.000	HEALTHSOUTH CORP	0.0000		786,557.64	1,620,000.00
21,900.000	HERCULES INCORPORATED COM	0.0000		1,189,819.01	1,212,712.50
23,000.000	HEWLETT PACKARD COMPANY	0.0000		1,079,595.05	2,291,375.00
20,600.000	HFS INC	0.0000		881,381.61	1,442,000.00
21,600.000	HIGHWOODS PPTYS INC	0.0000		615,430.00	596,700.00
5,800.000	HILTON HOTELS CORPORATION	0.0000		545,011.33	653,225.00
20,200.000	HOME DEPOT INC COM	0.0000		922,476.84	1,090,800.00
36,000.000	HONDA MOTOR CO.	0.0000		793,607.98	934,722.98
10,400.000	HONEYWELL INCORPORATED COMMON	0.0000		562,906.29	566,800.00
0.000	IBERDROLA I SA	0.0000		0.00	0.00
16,500.000	IKOS SYSTEMS INC NEW	0.0000		397,641.47	348,562.50
9,000.000	IN FOCUS SYS INC	0.0000		453,980.60	218,250.00
20,000.000	INGERSOLL-RAND COMPANY COMMON	0.0000		716,921.18	875,000.00
30,000.000	INTEL CORPORATION	0.0000		1,892,429.05	2,203,110.00

INVESTMENT HELD
FOR ACCOUNTING PERIOD ENDING JUNE 30, 1996

ALL SAN JOSE ACCOUNTS

ALL

QUANTITY	SECURITY	PERCENT	MATURING	TOTAL COST	MARKET VALUE
28,500.000	INTERMET CORP COM	0.0000		461,973.10	397,204.50
43,300.000	INTERNATIONAL PAPER COMPANY COMMON	0.0000		1,628,761.12	1,596,687.50
14,750.000	IPALCO ENTERPRISES INC	0.0000		324,751.53	387,187.50
4,700.000	J P MORGAN & CO INC COM	0.0000		370,449.30	397,737.50
21,400.000	JAMES RIVER CORP VA	0.0000		495,061.42	564,425.00
7,000.000	JLG INDUSTRIES INC COM	0.0000		157,358.59	519,750.00
29,200.000	JOHNSON & JOHNSON COM	0.0000		886,737.10	1,445,400.00
15,000.000	JONES MED INDS INC	0.0000		257,830.07	498,750.00
29,600.000	KEYSTONE INTERNATIONAL INC	0.0000		729,373.24	614,200.00
17,000.000	KOHL'S CORP	0.0000		586,054.64	622,625.00
110,000.000	KOMAG INC COM	0.0000		2,950,668.46	2,901,250.00
530.000	KUONI REISEN HLDGS	0.0000		963,776.48	1,208,400.00
12,333.000	LEX SERVICES ORD	0.0000		64,911.21	71,251.37
11,100.000	LINCARE HLDGS INC	0.0000		200,162.41	435,675.00
27,000.000	LO JACK CORP	0.0000		338,805.72	303,750.00
8,000.000	MAXICARE HEALTH PLANS INC COM NEW	0.0000		224,082.94	151,000.00
10,800.000	MBIA INC				

INVESTMENT HELD
FOR ACCOUNTING PERIOD ENDING JUNE 30, 1996

ALL SAN JOSE ACCOUNTS

ALL

QUANTITY	SECURITY	PERCENT	MATURING	TOTAL COST	MARKET VALUE
		0.0000		637,819.80	841,050.00
32,700.000	MC DONALDS CORPORATION COMMON	0.0000		608,126.73	1,528,725.00
6,000.000	MEDIC COMPUTER SYS INC	0.0000		333,450.75	486,750.00
22,700.000	MEDTRONIC INCORPORATED COMMON	0.0000		1,008,734.63	1,271,200.00
59,000.000	MERCK & CO INC	0.0000		2,391,345.24	3,812,875.00
44,200.000	MERRY LD & INVT INC	0.0000		946,516.30	928,200.00
7,000.000	MINIMED INC COM	0.0000		211,830.30	208,250.00
27,300.000	MINNESOTA MINING & MANUFACTURING CO COM	0.0000		1,213,386.41	1,883,700.00
0.000	MIRROR GROUP	0.0000		0.00	0.00
99,000.000	MITSUBISHI ESTATE	0.0000		1,152,933.70	1,366,703.24
124,000.000	MITSUBISHI HVY IND	0.0000		945,153.35	1,080,380.33
45,000.000	MONSANTO COMPANY COMMON	0.0000		764,354.04	1,462,500.00
11,000.000	MOTOROLA INCORPORATED COM	0.0000		580,910.00	690,250.00
12,900.000	MURPHY OIL CORPORATION COMMON	0.0000		345,506.84	585,337.50
44,900.000	NALCO CHEMICAL COMPANY COMMON	0.0000		1,394,727.53	1,414,350.00
42,100.000	NATIONAL CITY CORP	0.0000		1,033,069.80	1,478,762.50
14,100.000	NATIONAL SERVICE INDUSTRIES INC	0.0000		389,914.12	551,662.50

INVESTMENT HELD
FOR ACCOUNTING PERIOD ENDING JUNE 30, 1996

ALL SAN JOSE ACCOUNTS

ALL

QUANTITY	SECURITY	PERCENT	MATURING	TOTAL COST	MARKET VALUE
48,300.000	NATIONSBANK CORP COM	0.0000		2,834,921.44	3,990,787.50
20,000.000	NETWORK GEN CORP	0.0000		179,378.33	430,000.00
83,000.000	NEW WORLD DEVEL	0.0000		387,911.82	384,964.21
23,100.000	NIKE INC CL B	0.0000		873,459.15	2,373,525.00
4,100.000	NIPPON TV NETWORK	0.0000		1,118,421.93	1,274,456.02
18,300.000	NORDSTROM INC	0.0000		750,998.90	814,350.00
9,000.000	NORFOLK SOUTHERN CORP	0.0000		566,015.43	762,750.00
143,000.000	NSK Y50	0.0000		1,003,401.12	1,083,808.74
21,500.000	NYNEX CORPORATION	0.0000		824,342.02	1,021,250.00
12,040.000	OCE VAN DER	0.0000		1,203,899.09	1,276,734.31
16,000.000	OMNICARE INC COM	0.0000		215,394.54	424,000.00
18,900.000	ORANGE PLC ADR	0.0000		329,737.18	330,750.00
26,000.000	ORTHOLOGIC CORP	0.0000		476,650.76	331,500.00
17,100.000	OXFORD HEALTH PLANS INC	0.0000		729,738.93	703,237.50
150,300.000	P & O STEAM	0.0000		1,234,372.88	1,134,427.71
82,200.000	PACIFICORP COMMON	0.0000		1,581,062.60	1,828,950.00
8,000.000	PAIRGAIN TECHNOLOGIES INC COM				

INVESTMENT HELD
FOR ACCOUNTING PERIOD ENDING JUNE 30, 1996

ALL SAN JOSE ACCOUNTS

ALL

QUANTITY	SECURITY	PERCENT	MATURING	TOTAL COST	MARKET VALUE
		0.0000		197,559.18	496,000.00
14,600.000	PARKER HANNIFIN CORP	0.0000		487,005.03	618,675.00
13,300.000	PEOPLESFT INC COM	0.0000		358,960.93	947,625.00
82,200.000	PEPSICO INC COM	0.0000		1,882,424.12	2,918,100.00
12,200.000	PFIZER INC COM	0.0000		200,239.67	870,775.00
22,000.000	PHILIP MORRIS COMPANIES INC	0.0000		1,445,907.41	2,288,000.00
4,000.000	PINAULT-PRINTEMPS	0.0000		885,441.78	1,401,829.15
0.000	PORTLAND VALDERRIV	0.0000		0.00	0.00
27,400.000	PRAXAIR INC	0.0000		681,255.91	1,157,650.00
113,500.000	PRICE / COSTCO INC	0.0000		1,891,724.83	2,454,437.50
30,000.000	PRIDE PETE SVCS INC	0.0000		286,389.07	427,500.00
18,100.000	PROCTER & GAMBLE CO COM	0.0000		872,256.68	1,640,312.50
26,000.000	PROTECTION ONE INC	0.0000		342,379.30	425,750.00
12,000.000	PROXIM INC	0.0000		294,921.48	483,000.00
11,200.000	RAISON TEHTAAT ORD	0.0000		356,905.25	670,383.34
15,000.000	RAYTHEON COMPANY COMMON	0.0000		235,308.99	774,375.00
18,000.000	RENAL TREATMENT CTRS INC	0.0000		336,191.40	517,500.00

INVESTMENT HELD
FOR ACCOUNTING PERIOD ENDING JUNE 30, 1996

ALL SAN JOSE ACCOUNTS

ALL

QUANTITY	SECURITY	PERCENT	MATURING	TOTAL COST	MARKET VALUE
11,500.000	RENTERS CHOICE INC COM	0.0000		194,318.10	293,250.00
8,000.000	REYNOLDS & REYNOLDS COMPANY CL A COMMON	0.0000		165,296.00	426,000.00
27,900.000	REYNOLDS METALS COMPANY COMMON	0.0000		1,432,274.79	1,454,287.50
20,000.000	RIDE, INC	0.0000		418,902.00	220,000.00
40,000.000	ROHM & HAAS COMPANY COMMON	0.0000		2,548,131.65	2,510,000.00
13,000.000	ROSS STORES INC	0.0000		433,236.61	451,750.00
15,000.000	RYOHIN KEIKAKU CO	0.0000		970,319.87	1,354,909.49
25,000.000	SARA LEE CORP COM	0.0000		846,542.72	812,500.00
30,600.000	SCHERING PLOUGH CORP COM	0.0000		1,358,137.80	1,920,150.00
10,900.000	SCHLUMBERGER LIMITED COM	0.0000		488,571.85	918,325.00
5,300.000	SEACOR HLDGS INC	0.0000		243,476.38	237,175.00
12,300.000	SHELL TRANS & TRADING PLC	0.0000		666,307.87	1,082,400.00
98,000.000	SHISEIDO CO.	0.0000		1,180,306.32	1,254,342.66
18,000.000	SONY CORP. Y50	0.0000		1,197,555.88	1,186,505.76
76,600.000	SOUTHERN COMPANY COMMON	0.0000		1,633,001.00	1,886,275.00
15,200.000	SPRINGS INDUSTRIES INC CL A	0.0000		551,121.78	763,800.00
30,500.000	STAPLES INC				

INVESTMENT HELD
FOR ACCOUNTING PERIOD ENDING JUNE 30, 1996

ALL SAN JOSE ACCOUNTS

ALL

QUANTITY	SECURITY	PERCENT	MATURING	TOTAL COST	MARKET VALUE
		0.0000		554,381.46	594,750.00
88,300.000	STORA KOPPARBERGS	0.0000		1,123,681.09	1,166,966.23
13,600.000	STUDENT LOAN MARKETING ASSN NEW	0.0000		1,090,650.52	1,006,400.00
1,548.000	SULZER GEBRUDER AG	0.0000		971,020.92	993,196.80
380,000.000	SUMITOMO METAL IND	0.0000		1,172,796.66	1,167,306.64
40,100.000	SUNBEAM CORP	0.0000		603,081.00	591,475.00
13,400.000	SUNGLASS HUT INTL INC COM	0.0000		105,615.74	326,625.00
440.000	TAI CHEUNG PRORERT	0.0000		716.67	363.81
143,000.000	TAMRO YHTYMAE OY	0.0000		713,891.19	852,845.84
18,900.000	TANDY CORPORATION COM	0.0000		788,168.03	895,387.50
2,120.000	TELEDYNE INC PFD SER E	0.0000		19,740.55	32,595.00
14,100.000	TELEFONICA DE ESPANA S A SPONSORED ADR	0.0000		560,945.94	777,262.50
9,400.000	TELEFONOS DE MEXICO S A SPON ADR	0.0000		417,765.08	314,900.00
103,000.000	TERUMO CORP JPY50	0.0000		983,863.39	1,308,923.02
15,800.000	TEXACO INC COM	0.0000		1,046,173.30	1,325,225.00
17,900.000	TEXAS UTILS CO COM	0.0000		576,683.65	765,225.00
7,200.000	TEXTRON INCORPORATED COMMON	0.0000		598,702.24	575,100.00

INVESTMENT HELD
FOR ACCOUNTING PERIOD ENDING JUNE 30, 1996

ALL SAN JOSE ACCOUNTS

ALL

QUANTITY	SECURITY	PERCENT	MATURING	TOTAL COST	MARKET VALUE
13,050.000	THERMO ELECTRON CORP	0.0000		520,426.48	543,206.25
11,400.000	THOMAS & BETTS CORPORATION COMMON	0.0000		360,211.66	427,500.00
10,000.000	TIDEWATER INC	0.0000		270,951.58	438,750.00
20,800.000	TIME WARNER INC COM	0.0000		696,568.96	816,400.00
17,000.000	TOTAL SA SER B ORD	0.0000		1,180,739.54	1,262,346.76
108,800.000	TRAVELERS GROUP INC COM	0.0000		3,404,235.43	4,964,000.00
11,900.000	TRINITY INDUSTRIES	0.0000		195,056.07	404,600.00
11,200.000	UNILEVER NV N Y SHARES	0.0000		1,445,240.40	1,625,400.00
0.000	UNION ASSURANCE	0.0000		0.00	0.00
9,800.000	UNION ASSURANCES	0.0000		1,214,314.58	1,210,935.98
16,200.000	UNION CAMP CORPORATION	0.0000		780,900.52	789,750.00
0.000	UNION ELECTRICA	0.0000		0.00	0.00
43,100.000	UNITED DOMINION RLTY TR INC COM	0.0000		625,941.30	619,562.50
53,500.000	UNITED HEALTHCARE CORP COM	0.0000		2,506,305.10	2,701,750.00
11,900.000	UNITED TECHNOLOGIES CORP	0.0000		1,186,500.70	1,368,500.00
57,260.000	UPM-KYMMENE OY ORD	0.0000		1,138,264.80	1,187,812.78
122,600.000	URALITA S A ORD				

INVESTMENT HELD
FOR ACCOUNTING PERIOD ENDING JUNE 30, 1996

ALL SAN JOSE ACCOUNTS

ALL

QUANTITY	SECURITY	PERCENT	MATURING	TOTAL COST	MARKET VALUE
		0.0000		1,138,127.50	1,145,033.22
71,600.000	USINOR SACLOR				
		0.0000		1,182,144.57	1,031,714.34
14,200.000	V F CORPORATION COM				
		0.0000		526,471.72	846,675.00
28,800.000	VALERO ENERGY CORP				
		0.0000		641,680.86	720,000.00
150,000.000	VLSI TECHNOLOGY INC				
		0.0000		3,353,602.62	2,081,250.00
6,000.000	WATSON PHARMACEUTICALS INC				
		0.0000		156,285.55	227,250.00
444,000.000	WING TAI HLDGS				
		0.0000		1,196,265.04	944,212.09
52,800.000	WMX TECHNOLOGIES INC COM				
		0.0000		1,513,815.28	1,729,200.00
6,000.000	ZOLTEK COS INC COM				
		0.0000		103,403.10	205,500.00
19,000.000	ZOOM TELEPHONICS INC				
		0.0000		433,664.80	275,500.00
7,600.000	ZYGO CORP				
		0.0000		441,908.63	332,500.00
EQUITY INVESTMENTS TOTALS				256,814,726.93	318,724,191.69
FIXED INCOME INVESTMENTS					
3,000,000.000	ANHEUSER BUSCH COS INC DEB				
		7.3750	07/01/23	2,978,014.14	2,871,510.00
		8.6250	12/01/16	3,015,493.49	3,146,430.00
1,500,000.000	ASSOCIATES CORP NORTH AMER				
		8.7000	01/01/97	1,499,457.69	1,519,605.00
2,000,000.000	ASSOCIATES CORP NORTH AMER M/T/N				
		7.3000	06/28/99	2,000,000.00	2,041,760.00
3,000,000.000	ATLANTIC RICHFIELD CO M/T/N				
		8.5500	03/01/12	3,000,000.00	3,278,250.00
955,000.000	AUSTRALIA(COMWLTH)				

INVESTMENT HELD
FOR ACCOUNTING PERIOD ENDING JUNE 30, 1996

ALL SAN JOSE ACCOUNTS

ALL

QUANTITY	SECURITY	PERCENT	MATURING	TOTAL COST	MARKET VALUE
820,000.000	AUSTRALIAN GOVT BD	7.0000	04/15/00	721,272.75	716,531.57
2,750,000.000	BECTON DICKINSON & CO	10.0000	02/15/06	677,863.28	689,950.15
2,000,000.000	BOEING CO DEB	7.8750	12/15/96	2,749,837.28	2,772,852.50
1,770,000.000	BUNDES REP 6.875	7.2500	06/15/25	2,108,867.09	1,928,360.00
1,990,000.000	BUNDESREPUBLIC	6.8750	05/12/05	1,289,990.29	1,191,876.85
2,195,000.000	BUNDESREPUBLIK	8.2500	09/20/01	1,491,880.35	1,456,008.16
2,195,000.000	CANADA (GOVT OF)	7.3750	01/03/05	1,542,132.17	1,525,569.04
325,000.000	CANADA GOVT	8.7500	12/01/05	1,728,154.59	1,731,963.28
1,300,000.000	CANADA(GOVT OF)	9.0000	12/01/04	236,565.29	259,617.70
2,500,000.000	COLUMBIA / HCA HEALTHCARE CORP	7.5000	03/01/01	965,765.96	972,387.13
3,000,000.000	COMERICA BANK NT	7.1500	03/30/04	2,549,961.08	2,500,200.00
4,000,000.000	DEAN WITTER DISCOVER & CO	7.1250	12/01/13	3,008,883.80	2,766,600.00
2,000,000.000	DEAN WITTER DISCOVER & CO NT	6.7500	10/15/13	3,896,369.77	3,619,400.00
2,300,000.000	DENMARK (KINGDOM)	6.0000	03/01/98	2,001,975.68	1,988,300.00
4,375,000.000	DEUTSCHELAND REP	8.0000	11/15/01	428,609.33	419,606.27
2,000,000.000	DOW CHEM CO	9.0000	11/15/00	233,413.64	226,915.72
		6.2500	01/04/24	2,458,363.32	2,531,289.06

INVESTMENT HELD
FOR ACCOUNTING PERIOD ENDING JUNE 30, 1996

ALL SAN JOSE ACCOUNTS

ALL

QUANTITY	SECURITY	PERCENT	MATURING	TOTAL COST	MARKET VALUE
		9.0000	04/01/21	1,949,571.53	2,211,120.00
100,000,000.000	EUROPEAN INVT BK	5.8750	11/26/99	1,164,210.21	1,033,095.63
90,000,000.000	EXPORT IMPORT BANK	4.3750	10/01/03	893,899.99	895,844.76
2,000,000.000	EXPORT IMPORT BK KOREA	9.0000	05/01/98	1,997,321.62	2,072,400.00
140,898.030	FED'L HOME LOAN MTGE CORP GRP # 170170	9.0000	06/01/16	139,421.36	147,821.73
75,587.564	FED'L HOME LOAN MTGE CORP GRP # 170202	9.0000	11/01/16	74,179.39	79,260.35
698,561.371	FED'L HOME LOAN MTGE CORP GRP # 170215	8.0000	02/01/17	664,827.03	711,736.16
106,182.600	FED'L HOME LOAN MTGE CORP GRP # 181213	10.2500	11/01/09	97,026.66	114,120.75
255,989.250	FED'L HOME LOAN MTGE CORP GRP # 183328	8.5000	10/01/08	228,982.10	264,124.50
133,576.517	FED'L HOME LOAN MTGE CORP GRP # 200055	8.5000	10/01/01	131,053.31	137,040.22
348,252.480	FED'L HOME LOAN MTGE CORP GRP # 180049	8.0000	12/01/08	327,232.86	355,701.76
14,967.000	FED'L HOME LOAN MTGE CORP GRP # 188797	12.0000	02/01/14	15,205.56	16,763.50
54,591.134	FED'L HOME LOAN MTGE CORP GRP # 189828	8.7500	06/01/03	51,352.37	56,140.43
211,044.765	FED'L HOME LOAN MTGE CORP GRP # 298968	8.0000	08/01/17	200,280.62	215,168.70
4,437,560.160	FED'L HOME LOAN MTGE CORP GRP # G00309	7.5000	02/01/25	4,291,307.33	4,393,184.40
2,014,974.600	FED'L HOME LOAN MTGE CORP GRP # G50044	6.0000	10/01/98	2,061,538.28	1,972,156.50
2,154,009.729	FED'L HOME LOAN MTGE CORP GRP # G50147	6.0000	04/01/99	2,149,486.31	2,108,237.03

INVESTMENT HELD
FOR ACCOUNTING PERIOD ENDING JUNE 30, 1996

ALL SAN JOSE ACCOUNTS

ALL

QUANTITY	SECURITY	PERCENT	MATURING	TOTAL COST	MARKET VALUE
1,267,682.400	FEDERAL HOME LN MTG CORP	8.0000	03/15/20	1,267,682.40	1,279,624.00
1,500,000.000	FEDERAL HOME LN MTG CORP REMIC	8.5000	02/15/21	1,400,721.64	1,538,370.00
279,326.575	FEDERAL HOME LN MTGE CORP GRP#306580	8.5000	10/01/18	265,090.79	289,407.52
214,550.580	FEDERAL NAT'L MTGE ASSN POOL # 391	6.5000	09/01/08	181,695.94	209,418.60
117,765.644	FEDERAL NAT'L MTGE ASSN POOL # 1003	8.0000	01/01/10	103,843.29	121,110.22
909,426.181	FEDERAL NAT'L MTGE ASSN POOL # 8300	7.5000	07/01/07	877,283.62	918,765.98
227,194.630	FEDERAL NAT'L MTGE ASSN POOL # 50252	9.0000	11/01/04	225,695.61	235,925.78
6,327,186.279	FEDERAL NAT'L MTGE ASSN POOL # 190129	6.0000	11/01/23	6,230,360.38	5,783,427.55
4,735,654.998	FEDERAL NAT'L MTGE ASSN POOL # 250511	6.5000	03/01/26	4,661,660.39	4,429,305.61
3,693,335.830	FEDERAL NAT'L MTGE ASSN POOL # 303493	6.5000	01/01/09	3,618,603.48	3,599,820.72
4,940,335.650	FEDERAL NAT'L MTGE ASSN POOL # 303635	6.5000	12/01/25	4,807,564.15	4,620,745.50
574,133.120	FEDERAL NAT'L MTGE ASSN POOL # 002494	8.0000	04/01/08	559,286.16	589,525.60
2,500,000.000	FEDERAL NATL MTG ASSN DEB	8.6250	09/10/96	2,500,089.18	2,514,450.00
371,108.000	FEDERAL NATL MTG ASSN REMIC TR V/R	0.0000	01/25/19	247,955.30	321,335.00
3,723,801.550	FHA INSD PROJ MTG SER #37	7.4300	05/01/22	3,365,959.01	3,591,867.26
750,000.000	FIRST CHICAGO MASTER TR	8.4000	06/15/98	747,756.67	752,332.50
4,000,000.000	FLORIDA PWR CORP M/T/N SER A				

INVESTMENT HELD
FOR ACCOUNTING PERIOD ENDING JUNE 30, 1996

ALL SAN JOSE ACCOUNTS

ALL

QUANTITY	SECURITY	PERCENT	MATURING	TOTAL COST	MARKET VALUE
		8.5500	01/15/97	3,996,158.40	4,060,000.00
1,000,000.000	FORD CAP B V NT				
		9.5000	07/01/01	997,668.38	1,102,420.00
14,560,000.000	FRANCE (OAT) (1987				
		8.5000	11/25/02	3,163,267.30	3,190,790.43
5,960,000.000	FRANCE BTAN				
		7.7500	04/12/00	1,249,228.57	1,254,858.92
3,000,000.000	GENERAL MTRS ACCEP M/T/N				
		8.8500	07/18/96	2,999,948.03	3,003,960.00
2,500,000.000	GEORGIA PAC CORP				
		7.3750	12/01/25	2,495,607.93	2,277,700.00
3,000,000.000	GEORGIA PAC CORP DEB				
		9.1250	07/01/22	3,080,351.58	3,111,990.00
1,319,619.745	GOVT NAT'L MTGE ASSN POOL # 164658				
		9.0000	09/15/16	1,313,565.80	1,395,907.05
2,181,611.198	GOVT NAT'L MTGE ASSN POOL # 212116				
		8.0000	06/15/17	2,037,938.40	2,225,221.42
1,309,374.600	GOVT NAT'L MTGE ASSN POOL # 237860				
		8.0000	08/15/17	1,227,805.53	1,335,549.00
275,925.613	GOVT NAT'L MTGE ASSN POOL # 276363				
		10.0000	08/15/19	279,254.69	300,844.38
183,558.014	GOVT NAT'L MTGE ASSN POOL # 278249				
		9.5000	08/15/19	186,150.07	197,093.48
452,591.032	GOVT NAT'L MTGE ASSN POOL # 278446				
		9.5000	09/15/19	450,275.19	485,965.09
2,853,572.519	GOVT NAT'L MTGE ASSN POOL # 354765				
		7.0000	02/15/24	2,800,513.93	2,747,448.18
4,452,592.689	GOVT NAT'L MTGE ASSN POOL # 377322				
		8.0000	10/15/24	4,334,320.73	4,491,552.66
2,257,230.758	GOVT NAT'L MTG ASSN POOL # 0320936				
		8.5000	03/15/22	2,251,587.67	2,323,525.60
2,500,000.000	GREAT WESTN FINL CORP				
		6.3750	07/01/00	2,518,496.82	2,455,600.00

INVESTMENT HELD
FOR ACCOUNTING PERIOD ENDING JUNE 30, 1996

ALL SAN JOSE ACCOUNTS

ALL

QUANTITY	SECURITY	PERCENT	MATURING	TOTAL COST	MARKET VALUE
1,000,000.000	HERSHEY FOODS CORP M/T/N	8.8750	02/03/98	1,000,000.00	1,038,690.00
3,000,000.000	HOUSEHOLD FIN CORP SR NT	6.2500	10/15/97	2,970,138.27	2,996,610.00
260,000,000.000	IBRD 4.750 20DEC04	4.7500	12/20/04	2,746,468.54	2,680,106.05
120,000,000.000	INTL BK RECON 5.25	5.2500	03/20/02	1,292,385.55	1,253,428.41
3,365,000,000.000	ITALY GOVT (BTPS)	10.5000	04/01/05	2,012,555.16	2,369,161.14
2,540,000,000.000	ITALY GOVT 8.50	8.5000	04/01/99	1,461,005.10	1,669,699.31
3,000,000.000	ITT CORP NEW NTS	7.3750	11/15/15	3,003,650.53	2,820,450.00
120,000,000.000	JAPAN DEVELOPMENT	5.0000	10/01/99	1,353,580.47	1,206,801.97
4,000,000.000	LOCKHEED CORP NTS	7.8750	03/15/23	3,970,684.59	3,898,960.00
2,500,000.000	MAY DEPT STORES CO	8.3750	10/01/22	2,655,814.38	2,533,900.00
5,000,000.000	MCDONNELL DOUGLAS CORP	9.7500	04/01/12	5,198,261.78	5,955,750.00
461,168.340	ML TR V COLL MTG OBLIG CL B	6.0000	03/20/18	415,895.44	438,986.40
2,000,000.000	MONSANTO CO M/T/N	8.9000	01/15/98	2,000,000.00	2,075,220.00
2,000,000.000	NEDERLAND 9.00	9.0000	05/15/00	1,409,023.47	1,331,378.30
5,000,000.000	NORSK HYDRO A S	7.1500	11/15/25	4,883,496.89	4,677,800.00
3,500,000.000	PHILIP MORRIS COS INC DEB	8.3750	01/15/17	3,415,903.58	3,505,460.00
2,500,000.000	PITNEY BOWES CR CORP NT				

INVESTMENT HELD
FOR ACCOUNTING PERIOD ENDING JUNE 30, 1996

ALL SAN JOSE ACCOUNTS

ALL

QUANTITY	SECURITY	PERCENT	MATURING	TOTAL COST	MARKET VALUE
		8.5500	09/15/09	2,505,841.61	2,757,450.00
3,000,000.000	RJR NABISCO INC NT				
		7.6250	09/15/03	2,921,228.24	2,858,340.00
112,600,000.000	SPAIN(KGDM OF)				
		12.2500	03/25/00	955,889.60	1,000,155.53
2,000,000.000	SPIEKER PPTYS L P NT				
		6.9500	12/15/02	2,000,000.00	1,916,320.00
2,200,000.000	SWEDEN KDM				
		10.2500	05/05/00	335,247.12	366,607.96
2,200,000.000	SWEDEN KGDM 10.25				
		10.2500	05/05/03	339,178.06	372,376.45
5,700,000.000	SWEDEN KINGDOM				
		6.0000	02/09/05	703,356.73	746,265.41
		13.0000	06/15/01	702,264.96	738,732.48
2,500,000.000	TCI COMMUNICATIONS INC				
		6.8750	02/15/06	2,419,761.95	2,256,425.00
2,000,000.000	TRANSAMERICA FINL CORP				
		7.8750	02/15/97	1,998,233.87	2,021,360.00
670,000.000	TREASURY STOCK				
		7.5000	12/07/06	989,262.18	1,011,269.22
10,000,000.000	U S TREAS CPNS COMPONENTS SER A				
		0.0000	02/15/14	2,786,452.95	2,889,500.00
25,000,000.000	U S TREAS NTS SEC STRIPPED				
		0.0000	05/15/12	9,212,896.16	8,216,250.00
7,000,000.000	U S TREASURY BONDS				
		8.0000	11/15/21	7,087,495.26	7,785,330.00
		6.2500	08/15/23	2,399,287.24	2,267,575.00
		8.1250	08/15/19	3,003,109.10	3,367,980.00
		7.2500	05/15/16	15,262,528.88	15,872,930.00
		7.8750	02/15/21	7,462,351.18	7,673,750.00
5,000,000.000	U S TREASURY NOTES				
		5.7500	09/30/97	4,982,187.50	4,989,050.00
		7.8750	11/15/99	2,971,459.19	3,133,590.00

INVESTMENT HELD
FOR ACCOUNTING PERIOD ENDING JUNE 30, 1996

ALL SAN JOSE ACCOUNTS

ALL

QUANTITY	SECURITY	PERCENT	MATURING	TOTAL COST	MARKET VALUE
		5.7500	08/15/03	7,232,071.50	7,141,425.00
		7.2500	11/30/96	4,997,518.17	5,035,150.00
		8.0000	01/15/97	2,493,243.43	2,531,650.00
		8.8750	11/15/98	3,997,509.41	4,231,240.00
		8.8750	11/15/97	2,747,024.67	2,853,125.00
		7.2500	11/15/96	2,487,335.65	2,516,025.00
		5.7500	10/31/97	5,483,514.47	5,484,545.00
		8.0000	10/15/96	3,997,506.61	4,028,760.00
		8.6250	08/15/97	2,991,135.73	3,088,590.00
		5.8750	06/30/00	4,884,323.41	4,903,900.00
		6.1250	05/31/97	5,005,614.74	5,014,850.00
		6.5000	05/15/97	5,018,583.61	5,032,050.00
		5.8750	04/30/98	9,961,190.66	9,960,900.00
		5.1250	04/30/98	3,907,686.57	3,933,760.00
		5.8750	02/15/04	2,412,898.29	2,388,275.00
		7.7500	02/15/01	1,970,554.18	2,102,180.00
		6.2500	01/31/97	1,002,726.22	1,003,910.00
		6.1250	07/31/00	4,958,099.15	4,944,550.00
		5.1250	12/31/98	4,880,127.06	4,875,800.00
1,600,000.000	U.K. TREASURY				
		9.7500	08/27/02	2,660,417.61	2,751,203.61
3,000,000.000	UNION OIL CO CALIF				
		8.7500	08/15/01	2,993,994.41	3,224,220.00
	FIXED INCOME INVESTMENTS TOTALS			320,373,125.63	323,434,524.14
REAL ESTATE					
3,930,000.000	AIRPORT COMMERCE CENTER				
		0.0000		5,830,402.11	4,362,300.00
5,600,000.000	COPPEROOD SQUARE SHOPPING CENT				
		0.0000		6,228,204.07	5,090,400.00
3,200,000.000	MILPITAS WAREHOUSE				
		0.0000		3,019,611.55	3,050,000.00
9,000,000.000	PINE GROVE ACQUISITION				
		0.0000		10,113,580.68	6,624,999.90

INVESTMENT HELD
FOR ACCOUNTING PERIOD ENDING JUNE 30, 1996

ALL SAN JOSE ACCOUNTS

ALL

QUANTITY	SECURITY	PERCENT	MATURING	TOTAL COST	MARKET VALUE
12,939,001.690	PLAZA PASEO REAL CARLSBAD	0.0000		12,943,434.69	11,852,125.55
3,600,000.000	SADDLEBACK FINANCIAL CENTER	0.0000		6,321,153.23	3,070,800.00
REAL ESTATE TOTALS				44,456,386.33	34,050,625.45
SHORT-TERM INVESTMENTS					
5,000,000.000	BENEFICIAL CORP CPIX	5.3100	07/08/96	5,000,000.00	5,000,000.00
5,000,000.000	CHEVRON TRANSPORT CORP CPIX	5.3400	07/11/96	5,000,000.00	5,000,000.00
25,468,312.020	COLLECTIVE SHORT TERM INVEST FD	0.0000		25,468,312.02	25,468,312.02
5,000,000.000	FORD MTR CR CO CPIX	5.3500	07/18/96	5,000,000.00	5,000,000.00
5,000,000.000	GENERAL ELEC CAPT CPIX	5.3800	07/29/96	5,000,000.00	5,000,000.00
5,000,000.000	HOUSEHOLD FIN CORP CPIX	5.3400	07/18/96	5,000,000.00	5,000,000.00
SHORT-TERM INVESTMENTS TOTALS				50,468,312.02	50,468,312.02
ACCOUNT TOTALS				677,677,357.20	732,243,427.44

INDUSTRY ANALYSIS
FOR ACCOUNTING PERIOD ENDING JUNE 30, 1996

ALL SAN JOSE ACCOUNTS

ALL

DESCRIPTION	MARKET VALUE	% OF PORTFOLIO
EQUITY INVESTMENTS		
COMMON STOCKS		
CONSUMER NON-DURABLES		
APPAREL & SHOES TOTALS:	3,220,200.00	1.01
BEVERAGES TOTALS:	2,918,100.00	0.92
BROADCASTING & PUBLISHING TOTALS:	4,214,548.24	1.32
COSMETICS & RELATED PRODUCTS TOTALS:	2,420,755.16	0.76
DRUGS & HEALTH CARE PRODUCTS TOTALS:	13,599,808.34	4.27
FOODS TOTALS:	4,399,908.81	1.38
LEISURE TOTALS:	1,170,875.00	0.37
RESTAURANTS, FOOD SERVICE & LODGING TOTALS:	4,254,450.00	1.33
RETAILING TOTALS:	33,979,416.75	10.66
SOAP & OTHER HOUSEHOLD PRODUCTS TOTALS:	3,265,712.50	1.02
TOBACCO TOTALS:	3,072,987.50	0.96
CONSUMER NON-DURABLES TOTALS:	76,516,762.30	24.01
CONSUMER DURABLES		
AUTOS, TIRES & RELATED PRODUCTS TOTALS:	3,747,381.34	1.18
CONSUMER APPLIANCES & ELECTRONICS TOTALS:	1,777,980.76	0.56
CONSUMER DURABLES TOTALS:	5,525,362.10	1.73
MATERIALS & SERVICES		
BUILDING TOTALS:	4,991,920.72	1.57
BUSINESS PRODUCTS & SERVICES TOTALS:	8,503,750.90	2.67
CHEMICALS TOTALS:	13,067,360.70	4.10
DIVERSIFIED COMPANIES TOTALS:	4,598,406.25	1.44
HOSPITAL SUPPLIES & MEDICAL SVCS. TOTALS:	19,703,648.50	6.18
METALS & MINING TOTALS:	6,731,475.48	2.11
PULP & PAPER TOTALS:	4,617,208.73	1.45
TEXTILES TOTALS:	1,708,012.09	0.54
MATERIALS & SERVICES TOTALS:	63,921,783.37	20.06
CAPITAL GOODS & SERVICES		
MACHINERY TOTALS:	6,534,280.54	2.05
MISC. CAPITAL GOODS & SVCS. CO TOTALS:	1,042,937.50	0.33

INDUSTRY ANALYSIS
FOR ACCOUNTING PERIOD ENDING JUNE 30, 1996

ALL SAN JOSE ACCOUNTS

ALL

DESCRIPTION	MARKET VALUE	% OF PORTFOLIO
OFFICE EQUIPMENT TOTALS:	4,991,178.42	1.57
POLLUTION CONTROL TOTALS:	1,730,117.95	0.54
CAPITAL GOODS & SERVICES TOTALS:	14,298,514.41	4.49
TECHNOLOGY		
AEROSPACE & DEFENSE TOTALS:	4,643,392.83	1.46
COMPUTER EQUIPMENT & SOFTWARE TOTALS:	8,684,519.99	2.72
ELECTRICAL EQUIPMENT & ELECTRONICS TOTALS:	27,059,104.24	8.49
TECHNOLOGY TOTALS:	40,387,017.06	12.67
ENERGY		
OIL & COAL TOTALS:	14,723,762.26	4.62
ENERGY SERVICES TOTALS:	3,273,775.00	1.03
ENERGY TOTALS:	17,997,537.26	5.65
TRANSPORTATION		
TRANSPORTATION PRODUCTS & SERVICES TOTALS:	2,326,965.21	0.73
TRANSPORTATION TOTALS:	2,326,965.21	0.73
UTILITIES		
UTILITIES - ELECTRIC TOTALS:	7,235,637.50	2.27
UTILITIES - GAS TOTALS:	1,344,200.00	0.42
UTILITIES - TELECOMMUNICATIONS TOTALS:	11,738,662.50	3.68
UTILITIES - MISCELLANEOUS TOTALS:	709,375.00	0.22
UTILITIES TOTALS:	21,027,875.00	6.60
FINANCIAL		
BANKS & OTHER FINANCIAL SERVICES TOTALS:	33,663,428.48	10.56
INSURANCE TOTALS:	7,302,351.87	2.29
FINANCIAL TOTALS:	40,965,780.35	12.85
MISCELLANEOUS COMMON STOCK		
TOTALS:	6,425,993.73	2.02
MISCELLANEOUS COMMON STOCK TOTALS:	6,425,993.73	2.02
COMMON STOCKS TOTALS:	289,393,590.79	90.80
PREFERRED STOCK		

INDUSTRY ANALYSIS
FOR ACCOUNTING PERIOD ENDING JUNE 30, 1996

ALL SAN JOSE ACCOUNTS

ALL

DESCRIPTION	MARKET VALUE	% OF PORTFOLIO
TOTALS:	32,595.00	0.01
TOTALS:	32,595.00	0.01
PREFERRED STOCK TOTALS:	32,595.00	0.01
COMMINGLED EQUITY FUNDS		
TOTALS:	29,298,005.90	9.19
TOTALS:	29,298,005.90	9.19
COMMINGLED EQUITY FUNDS TOTALS:	29,298,005.90	9.19
EQUITY INVESTMENTS TOTALS:	318,724,191.69	100.00
ACCOUNT TOTALS:	318,724,191.69	100.00

San José Federated City Employees' Retirement System

BOARD OF ADMINISTRATION INVESTMENT POLICY STATEMENT

GENERAL ENVIRONMENT

It is the policy of the San Jose Federated City Employees' Retirement System to effect economy and efficiency in the public service by providing a means whereby career employees or employees who have become incapacitated may leave public service without hardship or prejudice, and to that end provide a retirement system consisting of retirement allowances and death benefits.

Investments in such Retirement System are subject to the restrictions specified in the San Jose Retirement Code Sections 3.24.350, 3.24.360, and 3.28.350. Further investment management guidelines are imposed by the Retirement Board.

INVESTMENT GUIDELINES

General

The Board shall:

- (1) Require that the Retirement System be sufficiently funded to assure that all disbursement obligations will be met.
- (2) Attempt to insure that investment earnings be sufficiently high to provide a funding source, along with contributions from City employees and the City, in order to offset liabilities in perpetuity.
- (3) Strive for the highest total return on investment funds consistent with safety in accordance with accepted investment practices.

Asset Allocation

The long-range asset allocation objective of the System is as follows:

	<u>Minimum</u>	<u>Target</u>	<u>Maximum</u>
Domestic Stocks	31%	36%	41%
International Stocks	3	6	8
Domestic Bonds	40	45	50
International Bonds	3	5	7
Real Estate	5	8	11

This goal was determined by an asset allocation study incorporating the expected median return and standard deviation for each asset category, and the expected correlation coefficients among the asset categories. The Board will review the Plan's asset allocation relative to the targets on a quarterly basis. Action may be taken to rebalance to within the target ranges by means of contribution direction to under allocated asset classes and /or asset transfers among the categories.

The goal is to be pursued on a long-term basis and may be revised if significant changes occur within the economic and/or capital market environment.

This goal is intended to provide a means for controlling the overall risk of the portfolio without unduly constraining the discretionary, tactical decision-making process of the investment manager(s). It is the Board's intent to engage domestic and international equity investment managers whose portfolio strategy is to be "fully invested" (where cash and cash equivalents are by-products of the investment process and typically fall below 10% of a portfolio's market value). Any intent to deviate from this strategy should be communicated to the Board prior to implementation.

Domestic Fixed-Income

The domestic fixed-income portion of the Plan assets shall be invested in investment grade, marketable, fixed-income securities. The investment managers employed to manage domestic fixed-income securities will have discretion in the day-to-day management of the funds under their control. The following instruments are acceptable for purchase:

- Commercial Paper or Variable Rate Notes of P-1 or equivalent rating. Pools containing lower quality issues of this security type (P-2 and P-3 or equivalent ratings) may be used where diversification reduces the quality risk.
- Certificates of Deposit and Bankers Acceptances.
- United States Treasury Bonds, Notes and Bills.
- Repurchase agreements with U.S. Treasury Securities and agencies of the U.S. Government as collateral. No reverse repurchase agreements will be allowed without specific written approval by the Board.
- Debt instruments of the U.S. Government or its Agencies.
- "Yankee" bonds issued by foreign countries and denominated in dollars so long as they are rated Baa/BBB or better by Moody's or Standard & Poor's.
- Public Improvement Bonds of San Jose that are rated Baa/BBB or better by Moody's or Standard & Poor's.
- Investment grade U.S. pay corporate debt issues including those rated Baa/BBB or

better as rated by Moody's or Standard & Poor's. Should a current holding fall below this standard, the manager shall immediately notify staff of the downgrade and submit a plan for disposition of the security.

- The Fixed-Income investments shall be appropriately diversified. The investment manager may engage in "active" bond management and it is therefore anticipated that there may be turnover as shifts are made between and within sectors, quality and maturity.
- No more than 10% of a single manager's assets shall be invested in securities of any single issuer with the exception of the U.S. Government and its agencies.

Domestic Equity Securities

The primary emphasis of the domestic equity portfolio will be on high quality, readily marketable securities. The investment managers employed to manage domestic equity securities will have discretion in the day-to-day management of funds under their control subject to the following guidelines:

- (1) Domestic equity security (with the exception of preferred stocks) shall be traded on a national exchange and be diversified by industry and number.
 - Investment in any corporation shall not exceed 5% of the outstanding shares of that corporation.
 - Not more than 5% of the total assets at cost may be invested in preferred stocks.
 - Not more than 5% of the total assets at cost shall be invested in the common stock of any corporation.
- (2) The following transactions are prohibited:
 - Purchase of stocks that are not publicly traded.
 - Purchase of restricted stock.
 - Short sales and purchases of securities on margin.
- (3) Equity securities in general shall possess value and quality corroborated by accepted techniques and standards of fundamental and technical analysis.

International Fixed-Income

The international fixed-income portion of the plan assets shall be invested in investment grade, marketable, fixed-income securities. The investment managers employed to manage international

fixed-income securities will have discretion in the day-to-day management of funds under their control. Securities must meet the following criteria:

- Short-term reserves (cash and cash equivalents) may be held in U.S. dollar denominated obligations and/or temporary investment vehicles or may be held in obligations and temporary investment vehicles denominated in foreign currencies.
- Fixed-income securities shall be non-U.S. dollar denominated.
- All instruments at the time of purchase shall be investment grade. Should a current security fall below this standard, the investment manager shall notify the Board of the downgrade immediately and submit a plan for disposition of the instrument.
- The number of issues held, their geographic and economic sector diversification shall be left to the investment manager's discretion provided, however, that the portfolio shall be appropriately diversified as consistent with the manager's stated investment approach.
- No more than 10% of the portfolio shall be invested in obligations of a single nongovernmental issuer.
- The manager may enter into forward exchange contracts on currency provided such contracts have a maturity of one year or less and further provided that use of such contracts is designed to dampen portfolio volatility rather than lever portfolio risk exposure.

International Equity Securities

The primary emphasis of the international equity portfolio will be on non-U.S. common stocks. The investment managers employed to manage international equities will have discretion in the day-to-day management of funds under their control subject to the following guidelines:

- Investments are to be made primarily in common stocks in markets outside the U.S.. Investment in American Depository Receipts (ADR's) is permitted.
- The number of issues held, their geographic and economic sector diversification shall be left to the investment manager's discretion provided, however, that the portfolio shall be appropriately diversified as consistent with the manager's stated investment approach.
- The investment managers may enter into forward exchange or future contracts on currency provided that such contracts have a maximum maturity of one year and, further, the use of such contracts is designed to dampen portfolio volatility rather than lever portfolio risk exposure.
- Short sales and margin purchases are not permitted.

Real Estate

The Board may elect to invest in commercial, industrial, and residential real estate or real estate related debt instruments provided that:

- (1) The real estate is defined as any real property within the United States improved by multifamily dwelling, industrial or commercial buildings.
- (2) Real estate related debt instruments shall be defined as first mortgages.
- (3) The fund shall at no time invest directly more than 5% of the fund's assets, valued at cost, in any one property, project, or debt instrument regardless of the manner of investment.
- (4) The investment advisors employed by the Board to assist in the location and acquisition of real estate must bring their proposal to the Board for approval. Any such proposal must be approved by an affirmative vote of four (4) of the Board members before any funds may be invested.

Credit Unions

No retirement fund monies shall be deposited in any such institution in excess of an amount insured by an agency of the Federal Government, and shall be made only if the rate of return and degree of safety offered are competitive through other investment opportunities.

Supervision

The Investment Counsel shall continually supervise the investment securities in the Fund, and shall purchase, sell, substitute, redeem, or convert securities as they should deem advisable.

INVESTMENT OBJECTIVES

Performance Goals

Investment performance will be measured quarterly but it is not expected that the performance goals identified below will be satisfied in any single quarter or year. It is expected that these goals will be satisfied over a rolling five-year period or a full market cycle. However, action by the Board with regard to retention or dismissal of investment managers is not precluded by virtue of these time periods.

- Fixed-Income Investments

The objectives for investment managers of the domestic fixed-income component of the total portfolio are:

- (1) Earn an average annual return from income and capital appreciation which exceeds an appropriate index (i.e., the Shearson/Lehman Government Corporate Bond Index, the Salomon Brothers Broad Investment Grade Bond Index, etc.).
- (2) Achieve performance results that will rank in the top half of a broad fixed-income manager database.
- (3) Achieve performance results which will rank in the top half of investment managers which utilize a similar investment style.

- Domestic Equity Investments

The objectives for investment managers of the domestic equity component of the total portfolio are:

- (1) Achieve returns which exceed an appropriate index (i.e., S&P 500, NASDAQ, etc.).
- (2) Achieve returns that will rank in the top half of a broad database of domestic equity managers.
- (3) Achieve performance results which will rank in the top half of investment managers which utilize a similar investment style.

- International Fixed-Income Investments

The objectives for the investment managers of the international fixed-income component of the total portfolio are:

- (1) Achieve rates of return which exceed the Salomon Brothers World Government Non-Dollar Bond Index.
- (2) Achieve performance results that will rank in the top half of a broad international fixed-income manager database.
- (3) Achieve returns that will rank in the top half of investment managers which utilize a similar investment style.

- International Equity Investments

The objectives for investment managers of the international equity component of the total portfolio are:

- (1) Achieve returns which exceed that of the Morgan Stanley Capital International Europe, Australia, Far East Index.

- (2) Achieve returns that rank in the top half of a broad international equity manager database.
- (3) Achieve performance results in the top half of investment managers which utilize a similar style of investment.

- Equity Real Estate Investments

The real estate manager (s) will be expected to achieve returns that rank in the upper half of a broad universe of real estate funds.

- Total Fund Investments

The total fund's performance, in aggregate, will be expected to achieve a rate of return which exceeds a fund benchmark representative of the Asset Allocation objective as follows:

Standard & Poor's 500	32%
Morgan Stanley Capital International EAFE	8%
Shearson Lehman Govt./Corp. Bond Index	45%
Salomon Brothers World Govt. Non-Dollar Bond Index	5%
Callan Real Estate Composite Index	10%

Investment Reports

The Investment counsel meets with the Board to discuss the economy and the securities markets to assist the Board in determining and re-examining basic investment policies.

The Investment Counsel reviews the policies between meetings in light of changing market conditions or changes in the requirements of the Fund and recommends the appropriate action to the Board.

The Investment Counsel prepares quarterly appraisals giving a listing of securities held and showing the composition, average cost, and market values of the assets under supervision.

Thompson, Siegel & Walmsley, Inc.

INVESTMENT COUNSEL

Investment Report for the San Jose Federated City Employees' Retirement Fund

The Economy:

One of the biggest surprises to forecasters in 1996 was how resilient the economy proved to be following the sharp slowdown in activity late last year. Gross Domestic Product rebounded strongly in the second quarter of 1996 to 4.7%, following first quarter 1996 growth of 2.0% and fourth quarter 1995 of just .3%. While faster than expected economic growth would appear to be a pleasant surprise, bond investors reacted harshly to the trend pushing rates up on the 30 year Treasury to as high as 7.20% in June. From the January 1996 low of 5.95% to the June high, the price of the thirty year bond fell by more than 15%. The reason for the sharp increase in rates was the perception that faster economic activity would lead to higher inflation, a trend which typically results in poor bond returns. So far, the evidence on an acceleration in inflation is scant. It is significant to note however that the unemployment rate at 5.2% is at a cycle low and certain sectors of the labor market are experiencing a pick up in wages. While the Federal Reserve has not tightened policy to date, it has commented on the tightness in the labor markets. Consequently, when job or wage related data is released to the media the bond and stock markets often experience exaggerated one day price moves reflecting a heightened level of anxiety over expected Federal Reserve policy.

Valuation:

The stock market has demonstrated an amazing ability to withstand the combined pressure of rising interest rates and slowing corporate earnings growth. After increasing at a 29% rate for the year ended June 1995, earnings growth for the S&P 500 has slowed to 6% for the same period ended June 1996. The difficulty in meeting investor expectations regarding earnings is much more apparent when observing individual companies rather than the overall market. There have been numerous examples of large, well established companies which after warning or releasing disappointing results have seen their stocks decline by 10, 20 or 30% in a single day. The harsh treatment of such stocks is symptomatic in our opinion of the late stages of a market cycle when valuations are high and investor time horizons are short. In addition, we are also witnessing record inflows into equity mutual funds where competition for investor dollars is intense and advertising is heavily performance driven. We believe an overvalued market driven by excessive mutual fund liquidity has created a risky environment for stocks.

Investment Results:

For the year ended June 30, 1996, your account return was 23.5%. The return for the S&P 500 over the same period 26.0%. The first quarter of the fiscal year was the weakest for your account relative to the market as technology stocks led the way, a sector we were underweighted in last year. Over the last nine months of the fiscal year, the account returned 16.2%, slightly less than the market return of 16.7%. It is not unusual given our conservative style to underperform in environments where market returns exceed 25% over a twelve month period and when there is excessive speculation in narrow groups such as technology. We have structured your portfolio in a defensive posture and it is our expectation that as market returns trend back to historic averages, our investment approach will once again yield above average results.

Summary:

The overall environment for equity investing has become more difficult this year. In part this is due to an economy in the sixth year of the current expansion, typically a period of high resource utilization (e.g. labor) and a tightening monetary policy. The stock market has experienced more volatility in 1996 versus recent years, reflecting heightened sensitivity to interest rates and earnings disappointments. Although we believe risks are high from a short term perspective, we see nothing on the immediate horizon to alter our long term constructive view for stocks.

SAN JOSE FEDERATED CITY EMPLOYEES' RETIREMENT SYSTEM



Scudder, Stevens & Clark, Inc.
INVESTMENT REPORT
June 1996

Market Review

The fixed income markets traversed an uneven course during the last twelve months. In the fall, interest rates fell on news of weaker economic growth and hopes for meaningful deficit reduction. By the spring, however, unexpected growth and a debt laden but resilient consumer helped push interest rates higher. Rate changes were mixed along the yield curve. Aided by the Federal Reserve's move to cut rates in January, shorter term yields actually declined for the fiscal year. Longer term rates moved higher, with the 30 year U.S. Treasury yield increasing from 6.62% to 6.89% for the period.

Economic Outlook

The spring of 1996 offered surprising growth in the U.S. economy. Despite indications that consumers had gorged themselves on debt and were overextended, sales of big ticket items such as automobiles and houses surged forward. The economy approached full employment - only 5% of the work force did not have jobs - and inflation remained subdued at under 3%. Significantly, the dollar reversed course and appreciated versus the currencies of our major trading partners.

While the news appears bright, warning signs loom for the economy. Higher interest rates usually work their way through the economy with a lag and should begin to affect the credit sensitive consumer durables and housing. The recent proliferation of credit card debt has led to a rise in uncollectable loans and subsequently a higher number of bankruptcy filings. Banks should begin to tighten credit standards in response. The profit growth of U.S. companies is also likely to slow, in part due to the stronger dollar.

Given the above concerns, the risks for a recession remain high. Such a credit intensive economy cannot continue to grow rapidly without cheap and easy money. The risks are also more pronounced given the limited pricing power of corporations in a competitive global environment.

Performance and Portfolio Structure

The portfolio returned 5.17% for the period, compared to 5.02% for its benchmark, the Lehman Aggregate Bond Index. Throughout the year, the portfolio maintained an average maturity somewhat longer than the index. Despite this greater interest rate sensitivity, the portfolio benefited from an overweight in the higher yielding sectors of the bond market. Corporate bonds represented the greatest relative weight versus the benchmark and continued their run of impressive performance. The portfolio was slightly underrepresented in mortgage backed issues, which also fared well in the second half of the year. Looking forward, we expect corporate bonds to do well and will look for opportunities to add improving credits. Mortgage backed securities will have difficulty extending their gains, particularly if the slowdown materializes and prepayments increase. In the meantime, they provide a good source of income. The longer maturity of the portfolio will also help performance in such an economic environment.

FEDERATED CITY EMPLOYEES' RETIREMENT SYSTEM

Real Estate Market Perspective

by
MIG REALTY ADVISORS, INC.
October 10, 1996

The Economy

The U.S. economic expansion is continuing, although slowing from the rapid pace set early in 1996. The current expansion is one of the longest post-recession expansions in history. Real GDP growth is around half of the 4.2 percent gain experienced in the spring quarter. Income and job growth are still strong and consumer confidence is high, but consumer spending growth has weakened. Housing activity is also slowing. Unemployment remains at a healthy and sustainable 5.4 percent. The recent slowing in activity is lessening the probability of higher interest rates.

Inflation is continuing at a rate below 3 percent, even though wage growth is accelerating. Corporate profit margins are as high now as they were in the early 1980's, so businesses will probably be able to absorb the higher costs without initiating significant price increases, therefore inducing an increase in inflation. In the near future, the economy should continue its expansion at a moderate rate.

Real Estate

The national real estate markets continue to improve, slowly expanding toward the next peak. Capital is still plentiful, with investors buying all property types. Purchases are grouped more by geographic area than by property type, although the focus remains on the higher quality properties. Rates of expansion and current placement in the cycle vary by property type and location. As prices are rising at a rapid pace in the major markets, second tier markets are capturing a larger share of institutional interest. Some markets seem to be getting overheated. In general, cap rates and yields have stabilized.

Real estate performance is currently exceptional. According to the NCREIF Property Index, real estate produced a 2.18 percent return in the second quarter of 1996, the highest quarterly return since the fourth quarter of 1988. Similarly, the total one-year return for the period ending second quarter 1996 was 8.31 percent, the highest since 1989. Across virtually every region of the country, overall real estate performance is reaching record levels.

An examination of real estate performance by property type reveals that, across property types, the quarterly income returns have been relatively consistent in the long-run (i.e., approximately 1.75 to 2.25 percent for apartment, 1.50 to 2.25 percent for office, 1.50 to 2.00 percent for retail and 1.75 to 2.50 percent for R&D and warehouse). Through second quarter of 1996, the apartment sector experienced 11 consecutive quarters of positive capital appreciation, warehouses experienced 8, and R&D/office experienced positive capital appreciation returns for 5 of the past 6 quarters. Only within the last two quarters has office seen a trend toward positive capital appreciation, and retail's experience has been slightly worse.

Real Estate in the seven Metropolitan Statistical Areas in which the fund currently has holdings, have all made positive gains through the second quarter of 96'. For the year ending June 30th, 1996, six of the seven MSA's posted positive results. Two of the seven reached double digit returns. These were San Jose at 14.03 percent and Oakland with a 13.12 percent total return. Houston had a positive 7.37 income return, but a negative 7.73 capital return. This resulted in a 0.78 loss for the Houston MSA.

Audited Financials



CITY OF SAN JOSE
FEDERATED CITY EMPLOYEES' RETIREMENT SYSTEM
(A Component Unit of the City of San Jose)

Financial Statements with
Supplementary Information

June 30, 1996 and 1995

(With Independent Auditors' Report Thereon)

CITY OF SAN JOSE
FEDERATED CITY EMPLOYEES' RETIREMENT SYSTEM
(A Component Unit of the City of San Jose)

Table of Contents

	Page
Independent Auditors' Report.....	1
Statements of Net Assets Available for Benefits and Fund Balance, June 30, 1996 and 1995.....	2
Statements of Revenues, Expenses, and Changes in Fund Balance, Years ended June 30, 1996 and 1995	3
Notes to Financial Statements	4
	Schedule
Supplementary Information:	
Combining Schedule of Net Assets Available for Benefits and Fund Balance, June 30, 1996	1
Combining Schedule of Revenues, Expenses, and Changes in Fund Balance, Year ended June 30, 1996.....	2
Combining Schedule of Changes in Fund Balance, Year ended June 30, 1996.....	3
Ten-Year Comparative Summary of Revenues by Source and Expenses by Type (Unaudited), Ten years ended June 30, 1996.....	4
Ten-Year Comparative Summary of Funding Progress (Unaudited), Ten years ended June 30, 1996.....	5



Peat Marwick LLP

50 West San Fernando Street
San Jose, CA 95113

Independent Auditors' Report

The Board of Administration
City of San Jose Federated City Employees'
Retirement System:

We have audited the accompanying statements of net assets available for benefits and fund balance of City of San Jose Federated City Employees' Retirement System (the System), a component unit of the City of San Jose, as of June 30, 1996 and 1995, and the related statements of revenues, expenses, and changes in fund balance for the years then ended. These financial statements are the responsibility of the System's management. Our responsibility is to express an opinion on these financial statements based on our audits.

We conducted our audits in accordance with generally accepted auditing standards. Those standards require that we plan and perform the audit to obtain reasonable assurance about whether the financial statements are free of material misstatement. An audit includes examining, on a test basis, evidence supporting the amounts and disclosures in the financial statements. An audit also includes assessing the accounting principles used and significant estimates made by management, as well as evaluating the overall financial statement presentation. We believe that our audits provide a reasonable basis for our opinion.

In our opinion, the financial statements referred to above present fairly, in all material respects, information regarding the City of San Jose Federated City Employees' Retirement System's net assets available for benefits and fund balance as of June 30, 1996 and 1995, and the revenues, expenses, and changes in fund balance for the years then ended in conformity with generally accepted accounting principles.

Our audits were made for the purpose of forming an opinion on the basic financial statements taken as a whole. The supplementary information included in Schedules 1 through 5 is presented for purposes of additional analysis and is not a required part of the basic financial statements. Such information, except for Schedules 4 and 5 that are marked "Unaudited," on which we express no opinion, has been subjected to the auditing procedures applied in the audits of the basic financial statements and, in our opinion, is fairly stated in all material respects in relation to the basic financial statements taken as a whole.

KPMG Peat Marwick LLP

September 20, 1996



CITY OF SAN JOSE
FEDERATED CITY EMPLOYEES' RETIREMENT SYSTEM
(A Component Unit of the City of San Jose)

Statements of Net Assets Available for Benefits and Fund Balance

June 30, 1996 and 1995

(In thousands)

	<u>1996</u>	<u>1995</u>
Assets:		
Receivable from City of San Jose:		
Employee contributions	\$ —	472
Employer contributions	—	1,042
Receivable from brokers and others	13,481	5,742
Accrued interest receivable	5,460	2,378
Investments, at amortized cost (Note 4)	<u>674,091</u>	<u>589,184</u>
	<u>693,032</u>	<u>598,818</u>
Liabilities:		
Payable to brokers	14,408	5,387
Other liabilities	<u>920</u>	<u>788</u>
	<u>15,328</u>	<u>6,175</u>
Net assets available for benefits	<u>\$ 677,704</u>	<u>592,643</u>
Fund balance:		
Employee contributions	\$ 150,947	133,805
Employer contributions	214,553	181,915
Retired employees' annuity	164,570	176,067
Benefits payable	59,677	56,222
Supplemental retiree benefits	1,639	1,545
Contingency reserve	15,427	3,505
General reserve	28,531	—
Undistributed earnings	<u>42,360</u>	<u>39,584</u>
Total fund balance	<u>\$ 677,704</u>	<u>592,643</u>

See accompanying notes to financial statements.

CITY OF SAN JOSE
FEDERATED CITY EMPLOYEES' RETIREMENT SYSTEM
(A Component Unit of the City of San Jose)

Statements of Revenues, Expenses, and Changes in Fund Balance

Years ended June 30, 1996 and 1995

(In thousands)

	<u>1996</u>	<u>1995</u>
Revenues:		
Contributions (Note 5)	\$ 41,287	39,380
Interest	23,996	22,686
Dividends	5,829	5,581
Net gain on sale of investments	47,562	3,792
Rental income, net	<u>3,033</u>	<u>3,294</u>
Total revenues	<u>121,707</u>	<u>74,733</u>
Expenses:		
Retirement benefits	28,071	26,926
Refunds to terminated employees	758	1,079
Death benefits	41	139
Health insurance premiums	3,920	4,317
Professional fees and other	2,612	2,208
Depreciation expense	<u>1,244</u>	<u>1,176</u>
Total expenses	<u>36,646</u>	<u>35,845</u>
Net increase	85,061	38,888
Fund balance at beginning of year	<u>592,643</u>	<u>553,755</u>
Fund balance at end of year	\$ <u>677,704</u>	<u>592,643</u>

See accompanying notes to financial statements.

CITY OF SAN JOSE
FEDERATED CITY EMPLOYEES' RETIREMENT SYSTEM
(A Component Unit of the City of San Jose)

Notes to Financial Statements

June 30, 1996 and 1995

(1) **Description of the System**

The following description of the City of San Jose Federated City Employees' Retirement System (the System) is provided for general information purposes only. Employees and members should refer to the City of San Jose Municipal Code for more complete information.

General

The System, a single employer defined benefit plan, was established in 1941 and last amended December 9, 1994, to provide retirement benefits for certain employees of the City of San Jose (the City). The System is considered a part of the City's financial reporting entity and is included in the City's general purpose financial statements as a pension trust fund. The System is administered by the Retirement Administrator, an employee of the City, under the direction of a Board of Administration. The contribution and benefit provisions and all other requirements are established by City ordinance. The System is responsible for all direct administrative costs except for certain support services, which are provided by the City.

All full-time and eligible part-time employees of the City, except employees who are members of the City's Police and Fire Department Retirement Plan, are required to be members of the System. Total payroll, except for Police and Fire employees, amounted to approximately \$167,360,000 and \$158,441,000 for 1996 and 1995, respectively. Covered payroll amounted to approximately \$157,770,000 and \$150,004,000 for 1996 and 1995, respectively.

As of June 30, 1996 and 1995, employee membership data related to the System was as follows:

	<u>1996</u>	<u>1995</u>
Retirees and beneficiaries currently receiving benefits and terminated employees entitled to benefits but not yet receiving them	<u>1,804</u>	<u>1,755</u>
Current employees:		
Vested	2,840	2,604
Non-vested	<u>648</u>	<u>793</u>
Total	<u>3,488</u>	<u>3,397</u>

The System is not subject to the provisions of the Employee Retirement Income Security Act of 1974.

(Continued)

CITY OF SAN JOSE
FEDERATED CITY EMPLOYEES' RETIREMENT SYSTEM
(A Component Unit of the City of San Jose)

Notes to Financial Statements

Pension Benefits

An employee with 5 or more years of service who reaches the normal retirement age of 55, or an employee of any age with 30 years of service, is entitled to annual pension benefits equal to 2-1/2% of final average annual salary (final salary) for each year of service up to a maximum benefit of 75% of final salary. Final salary is the average annual salary during the highest 3 years of consecutive service. In addition, retirement benefits are adjusted for an annual cost-of-living allowance (COLA). The current maximum increase in the COLA is 3% per year.

If employees terminate employment before completing five years of service, the right to receive their portion of the accumulated plan benefits attributable to the City's contributions is forfeited; however, an employee's accumulated contribution plus earnings thereon is refunded. Refunds are paid out on a lump-sum basis. The forfeited amount of the City's contributions remains in the System.

Medical Benefits

The City of San Jose Municipal Code establishes that retired employees with 15 years or more of service, their survivors, or those retired employees who are receiving at least 37.5% of final salary are entitled to payment of a portion of their medical insurance premiums. The System will pay an amount equal to the lowest priced plan available for an active federated City employee.

Death Benefits

If an employee's death before retirement is service related, or is non-service related, and the employee has at least 5 years of service, a surviving spouse is paid an annual annuity benefit equal to 2-1/2% of final salary multiplied by the number of years of service (minimum of 40% and maximum of 75% of final salary). If there is no surviving spouse, unmarried children up to 18 years of age, or up to 22 years of age if a full-time student, are entitled to a benefit payment based on the spousal benefit such that no one child shall receive more than 25% of the spousal benefit and the sum for all eligible children shall not exceed 75% of the spousal benefit. If no family members are eligible, the employee's contributions plus one month's salary for each year of service up to a maximum of 6 years of service are returned to the employee's beneficiary or estate.

If an employee dies after retirement, \$500 is paid to the employee's beneficiary or estate. In addition, the employee's surviving spouse continues to receive, for life, 50% of the employee's annual pension benefit as defined above. If there is no surviving spouse, 25% of the spouse's benefit payment is made to each eligible child as defined above, but the maximum benefit to children cannot exceed 75% of the benefit that would have been paid to a surviving spouse.

(Continued)

CITY OF SAN JOSE
FEDERATED CITY EMPLOYEES' RETIREMENT SYSTEM
(A Component Unit of the City of San Jose)

Notes to Financial Statements

Disability Benefits

If an employee suffers a service related disability before retirement, the employee may retire regardless of length of service. The annual disability benefit paid for a service related disability is the greater of: (1) 2-1/2% of final salary multiplied by the number of years of service, up to a maximum of 30 years; or (2) 40% of final salary. The benefit is offset by workers' compensation benefits.

If an employee with at least 5 years of service suffers a non-service related disability, the annual disability benefit is equal to the greater of: (1) 2-1/2% of final salary multiplied by the number of years of service, up to a maximum of 30 years; or (2) 40% of final salary. The benefit is reduced by 1/2% of final salary for each year an employee's age is under 55.

System Termination

In the event the System is terminated, there is no provision for the distribution of net assets.

Funding Policy

Contributions to the System are made by both the City and participating employees based upon an actuarially determined percentage of each employee's base salary sufficient to provide adequate assets to pay benefits when due. The normal cost is determined utilizing the entry age normal actuarial cost method for basic and cost-of-living benefits. In addition, contributions are made to amortize the unfunded past service liability over a closed 30-year period.

(2) **Basis of Financial Statement Presentation**

The financial statements of the System are prepared on the accrual basis of accounting. Contributions are recognized as revenue in the period in which employee services are performed. The System requires transactions to be accounted for in two funds: a Retirement Fund and a Cost-of-Living Fund.

The preparation of the financial statements in conformity with generally accepted accounting principles requires management to make certain estimates and assumptions that affect the reported amounts of assets and liabilities and disclosure of contingent assets and liabilities at the date of the financial statements and the disclosed amount of revenues and expenses during the reporting periods. Actual results could differ from those estimates.

(Continued)

CITY OF SAN JOSE
FEDERATED CITY EMPLOYEES' RETIREMENT SYSTEM
(A Component Unit of the City of San Jose)

Notes to Financial Statements

(3) Summary of Significant Accounting Policies

Investments

Investments are made in accordance with guidelines provided to investment advisers and approved by the Board of Administration. Substantially all investments of the System are held by the Bank of New York, the System Custodian.

Investments in debt securities are recorded at cost, adjusted for amortization of premiums or discounts (the difference between purchase cost and maturity value), over the remaining life of the issue using a method that approximates the effective interest method, subject to adjustment for market declines judged to be other than temporary. Investments in equity securities are recorded at cost, subject to adjustment for market declines judged to be other than temporary. Gains or losses on investment securities are recognized as of the trade date on a weighted average cost basis. Investment income is recognized as earned. Investments in real estate are stated at cost less accumulated depreciation, calculated on a straight-line basis over the useful lives of the related property improvements. Rental income is recognized as earned, net of expenses (except depreciation).

The System has the ability and intent to hold real estate investments long-term. Declines in market value are recognized only if the property is deemed to be permanently impaired, or if the property is being offered for sale at a price less than book value. It is the policy of the System to have biannual appraisals performed on its real estate holdings.

Allocation of Investment Income

Earnings on investments and gains and losses on sale of investments are recorded first in the undistributed earnings category of fund balance. An allocation is made twice a year from the undistributed earnings to the employer contributions, retired employees' annuity, benefits payable, contingency reserve, general reserve, and supplemental retiree benefits categories of fund balance calculated based upon 7.25% of the ending fund balance of each category. Effective March 1996, the allocation rate, which is established by the System's Board of Administration, was changed from 7.25% to 3.0%. Investment earnings are also allocated to the employee contributions category of fund balance on a biweekly basis.

Transfers of "Excess Earnings"

Within 90 days of completion of the annual audit report, 90% of the "excess earnings," as defined by the San Jose Municipal Code, will be transferred to the fund balance category of benefits payable and the remaining 10% will be transferred to the supplemental retiree benefits reserve. As of June 30, 1996, approximately \$22,828,000 and \$2,536,000 was due to be transferred to the fund balance categories of benefits payable and the supplemental retiree benefits reserve, respectively. As of June 30, 1995, there were no "excess earnings," thus, no transfers were due to the fund balance categories of benefits payable and the supplemental retiree benefits reserve.

(Continued)

CITY OF SAN JOSE
FEDERATED CITY EMPLOYEES' RETIREMENT SYSTEM
(A Component Unit of the City of San Jose)

Notes to Financial Statements

(4) Investments

The System's investments are categorized to give an indication of the level of custodial risk assumed by the System at year-end. Category 1 includes investments that are insured or registered or for which the securities are held by the System or its agent in the System's name. Category 2 includes uninsured and unregistered investments for which the securities are held by a qualified financial institution's trust department or agent, in the System's name, where the financial institution acts as the System's counterparty. Category 3 includes uninsured and unregistered investments for which the securities are held by a broker or dealer, or by its agent, or by a qualified financial institution's trust department or agent, but not in the System's name. There were no investments in Category 2 as of June 30, 1996. The approximate carrying value, at amortized cost, and market value of the System's investments as of June 30, 1996, were as follows (in thousands):

	Carrying value			Market
	Category 1	Category 3	Total	value
Short-term foreign currency investments	\$ —	8,347	8,347	8,347
Commercial paper	25,000	—	25,000	25,000
U.S. Treasury bonds and notes	92,213	—	92,213	93,832
U.S. government sponsored agencies	55,627	—	55,627	56,118
Foreign government bonds	24,049	—	24,049	24,078
Domestic corporate bonds	93,945	—	93,945	94,457
Foreign corporate bonds	7,683	—	7,683	7,477
Domestic equity securities	183,897	—	183,897	234,151
Foreign equity securities	37,713	—	37,713	40,784
Equity commingled funds	—	23,694	23,694	32,349
Collective short-term investment fund	—	22,418	22,418	22,418
Total investments	\$ <u>520,127</u>	<u>54,459</u>	574,586	639,011
Real estate, net			38,088	27,682
Loaned securities			<u>61,417</u>	<u>61,963</u>
			\$ <u>674,091</u>	<u>728,656</u>

As of June 30, 1995, the approximate carrying value, at amortized cost, and market value of the System's investments were \$589,184,000 and \$645,533,000, respectively.

The collective short-term investment fund is used for overnight investment of all excess cash in the System's funds. It is invested by the System Custodian, and held in the System Custodian's name. This fund consists of:

- Short-term fixed obligations of the U.S. government or any federal agency, or of other issuers that are fully guaranteed by the U.S. government or a federal agency as to repayment of principal and the payment of interest;
- Repurchase agreements with major banks and U.S. government securities dealers that are collateralized by obligations of the U.S. government or a federal agency, or obligations fully guaranteed by the U.S. government or a federal agency; and
- Fully insured bank deposits.

(Continued)

CITY OF SAN JOSE
FEDERATED CITY EMPLOYEES' RETIREMENT SYSTEM
(A Component Unit of the City of San Jose)

Notes to Financial Statements

The loaned securities represent securities on loan to brokers or dealers or other borrowers. The custodial agreement with the System Custodian authorizes such custodian to loan securities in the System's investment portfolio under such terms and conditions as the System Custodian deems advisable and to permit the loaned securities to be transferred into the name of the borrowers. The System receives a fee from the borrower for the use of the loaned securities. If the loaned securities are not returned by the borrower, the System Custodian is responsible for replacement of the loaned securities with other securities of the same issuer, class and denomination, or if such securities are not available on the open market, the System Custodian is required to credit the System's account with the market value of such unreturned loaned securities. The loaned securities as of June 30, 1996, consisted of U.S. Treasury bonds and notes, foreign government bonds, equity securities, and foreign equity securities.

The System and the City's other retirement fund jointly own real estate investments including a warehouse, retail center, and office building located in Northern California; and an industrial complex, office building, and retail center in Southern California. The properties have leases with terms ranging from month-to-month to 12 years.

(5) Contributions

The contribution to the System for the year ended June 30, 1996, of \$41,287,000 was made in accordance with actuarially determined requirements computed through an actuarial valuation performed as of June 30, 1993. The contribution consisted of (a) \$35,283,000 normal cost (22% of current covered payroll), and (b) \$6,004,000 amortization of the unfunded actuarial accrued liability (4% of current covered payroll). The City contributed \$28,411,000 (18% of current covered payroll); employees contributed \$12,876,000 (8% of current covered payroll). Included in total contributions were medical and dental benefit contributions (by the City and employees) of \$4,701,000 and \$3,853,000, respectively. A subsequent valuation performed as of June 30, 1995, will generate contribution rates for fiscal 1997.

The significant actuarial assumptions used to compute the actuarially determined contribution requirement are the same as those used to compute the pension benefit obligation.

(6) Funding Status and Progress

The amount presented as the "pension benefit obligation" is a standardized disclosure measure of the present value of pension benefits, adjusted for the effects of projected salary increases and step-rate benefits, estimated to be payable in the future as a result of employee service to date. The measure is intended to help users assess the funding status of the System on a going concern basis, assess progress made in accumulating sufficient assets to pay benefits when due, and make comparisons among employers. The measure is the actuarial present value of credited projected benefits.

(Continued)

CITY OF SAN JOSE
FEDERATED CITY EMPLOYEES' RETIREMENT SYSTEM
(A Component Unit of the City of San Jose)

Notes to Financial Statements

The pension benefit obligation was computed as part of the actuarial study performed as of June 30, 1995. Significant actuarial assumptions used in the valuation include (a) a rate of return on the investment of present and future assets of 8.25% a year, compounded annually; (b) projected salary increases of at least 5% a year, compounded annually, attributable to inflation, plus 1% due to merit and seniority; and (c) projected postretirement benefit cost-of-living increases of, at most, 3% a year, compounded annually.

The unfunded pension benefit obligation applicable to the City's employees was approximately \$111,560,000 as of June 30, 1995, as follows (in thousands):

Pension benefit obligation:

Retirees and beneficiaries currently receiving benefits and terminated employees entitled to benefits but not yet receiving them	S 364,160
--	-----------

Current employees:

Accumulated employee contributions, including allocated investment earnings	126,223
Employer-financed vested	164,612
Employer-financed non-vested	15,800
Health and dental benefit	<u>33,408</u>

Total pension benefit obligation	704,203
----------------------------------	---------

Net assets available for benefits, at cost (market value is \$648,992)	<u>592,643</u>
--	----------------

Unfunded pension benefit obligation	<u><u>\$ 111,560</u></u>
-------------------------------------	--------------------------

The System experienced a net increase of \$12,733,000 in the total pension benefit obligation as of June 30, 1995, compared with June 30, 1994. The net increase resulted from the sum of accumulated benefits \$(10,513,000), interest of \$55,707,000, and benefits paid of \$(32,461,000). There were no changes in actuarial assumptions since the June 30, 1994, actuarial valuation.

The System intends to adopt Government Accounting Standards Board Statement No. 25, *Financial Reporting for Defined Benefit Plans and Note Disclosures for Defined Contribution Plans*, in fiscal 1997. The impact of the adoption of such statement on the System's financial statements is unknown.

SUPPLEMENTARY INFORMATION

CITY OF SAN JOSE
FEDERATED CITY EMPLOYEES' RETIREMENT SYSTEM
(A Component Unit of the City of San Jose)

Combining Schedule of Net Assets Available for Benefits and Fund Balance

June 30, 1996

(In thousands)

	Retirement Fund	Cost-of- Living Fund	Total
Assets:			
Receivable from brokers and others	\$ 11,258	2,223	13,481
Accrued interest receivable	4,256	1,204	5,460
Investments, at amortized cost	<u>526,558</u>	<u>147,533</u>	<u>674,091</u>
	<u>542,072</u>	<u>150,960</u>	<u>693,032</u>
Liabilities:			
Payable to brokers	11,680	2,728	14,408
Other liabilities	<u>741</u>	<u>179</u>	<u>920</u>
	<u>12,421</u>	<u>2,907</u>	<u>15,328</u>
Net assets available for benefits	\$ <u>529,651</u>	<u>148,053</u>	<u>677,704</u>
Fund balance:			
Employee contributions	\$ 117,865	33,082	150,947
Employer contributions	132,092	82,461	214,553
Retired employees' annuity	160,591	3,979	164,570
Benefits payable	59,677	-	59,677
Supplemental retiree benefits	1,639	-	1,639
Contingency reserve	15,427	-	15,427
General reserve	-	28,531	28,531
Undistributed earnings	<u>42,360</u>	<u>-</u>	<u>42,360</u>
Total fund balance	\$ <u>529,651</u>	<u>148,053</u>	<u>677,704</u>

See accompanying independent auditors' report.

Schedule 2

CITY OF SAN JOSE
FEDERATED CITY EMPLOYEES' RETIREMENT SYSTEM
(A Component Unit of the City of San Jose)

Combining Schedule of Revenues, Expenses, and Changes in Fund Balance

Year ended June 30, 1996

(In thousands)

	Retirement Fund	Cost-of- Living Fund	Total
Revenues:			
Contributions	\$ 32,391	8,896	41,287
Interest	18,354	5,642	23,996
Dividends	4,119	1,710	5,829
Net gain on sale of investments	42,147	5,415	47,562
Rental income, net	<u>2,426</u>	<u>607</u>	<u>3,033</u>
Total revenues	<u>99,437</u>	<u>22,270</u>	<u>121,707</u>
Expenses:			
Retirement benefits	22,832	5,239	28,071
Refunds to terminated employees	594	164	758
Death benefits	41	—	41
Health insurance premiums	3,920	—	3,920
Professional fees and other	2,119	493	2,612
Depreciation expense	<u>995</u>	<u>249</u>	<u>1,244</u>
Total expenses	<u>30,501</u>	<u>6,145</u>	<u>36,646</u>
Net increase	68,936	16,125	85,061
Fund balance at beginning of year	445,045	147,598	592,643
Transfers in (out)	<u>15,670</u>	<u>(15,670)</u>	<u>—</u>
Fund balance at end of year	<u>\$ 529,651</u>	<u>148,053</u>	<u>677,704</u>

See accompanying independent auditors' report.

CITY OF SAN JOSE
FEDERATED CITY EMPLOYEES' RETIREMENT SYSTEM
(A Component Unit of the City of San Jose)

Combining Schedule of Changes in Fund Balance

Year ended June 30, 1996

(In thousands)

	Retirement Fund						Cost-of-Living Fund				Total					
	Employee contri- butions	Employer contri- butions	Retired employees' annuity	Benefits payable	Supplemental retiree benefits	Contingency reserve, general reserve, and undistributed earnings	Employee contri- butions	Employer contri- butions	Retired employees' annuity	Contingency reserve, general reserve, and undistributed earnings	Employee contri- butions	Employer contri- butions	Retired employees' annuity	Benefits payable	Supplemental retiree benefits	Contingency reserve, general reserve, and undistributed earnings
Balances at beginning of year	\$ 104,426	108,935	169,087	56,222	1,544	4,831	29,379	72,981	6,979	38,258	133,805	181,916	176,066	56,222	1,544	43,089
Employee contributions, net of refunds	9,522	-	-	-	-	-	2,596	-	-	-	12,118	-	-	-	-	-
Employer contributions	-	22,276	-	-	-	-	-	6,137	-	-	-	28,413	-	-	-	-
Investment income, including gain on sale of investments, net of depreciation	-	-	-	-	-	66,051	-	-	-	13,124	-	-	-	-	-	79,175
Allocation of interest income	6,164	7,378	9,553	3,455	95	(26,645)	1,722	4,690	277	(6,689)	7,886	12,068	9,830	3,455	95	(33,334)
Retirement benefits	-	-	(22,832)	-	-	-	-	-	(5,239)	-	-	-	(28,071)	-	-	-
Health insurance premiums	-	-	(3,920)	-	-	-	-	-	-	-	-	-	(3,920)	-	-	-
Death benefits	-	-	(41)	-	-	-	-	-	-	-	-	-	(41)	-	-	-
Transfers upon retirement of employees	(2,247)	(6,497)	8,744	-	-	-	(615)	(1,347)	1,962	-	(2,862)	(7,844)	10,706	-	-	-
Transfer to contingency reserves	-	-	-	-	-	-	-	-	-	-	-	-	-	-	-	-
Professional fees and other	-	-	-	-	-	(2,120)	-	-	-	(492)	-	-	-	-	-	(2,612)
Transfer in (out)	-	-	-	-	-	15,670	-	-	-	(15,670)	-	-	-	-	-	-
Balances at end of year	\$ 117,865	132,092	160,591	59,677	1,639	57,787	33,082	82,461	3,979	28,531	150,947	214,553	164,570	59,677	1,639	86,318

See accompanying independent auditors' report.

CITY OF SAN JOSE
FEDERATED CITY EMPLOYEES' RETIREMENT SYSTEM
(A Component Unit of the City of San Jose)

Ten-Year Comparative Summary of Revenues by
Source and Expenses by Type

(Unaudited - See accompanying independent auditors' report)

Ten years ended June 30, 1996

(In thousands)

<u>Revenues by source</u>					Employer contributions as a percentage of covered payroll
<u>Fiscal year</u>	<u>Employee contributions</u>	<u>Employer contributions</u>	<u>Investment income</u>	<u>Total</u>	
1996	\$ 12,876	28,411	80,420	121,707	18%
1995	12,269	27,111	35,353	74,733	18
1994	10,086	22,347	43,362	75,795	15
1993	10,391	22,801	47,498	80,690	15
1992	9,423	20,454	44,086	73,963	14
1991	8,443	18,307	32,010	58,760	13
1990	7,130	15,494	34,133	56,757	13
1989	6,546	14,135	32,634	53,315	13
1988	6,572	13,835	27,452	47,859	14
1987	6,978	13,645	31,659	52,282	15

<u>Expenses by type</u>				
	<u>Refunds</u>	<u>Benefits and health insurance premiums</u>	<u>Professional fees, depreciation and other</u>	<u>Total</u>
1996	\$ 758	32,032	3,856	36,646
1995	1,079	31,382	3,384	35,845
1994	889	30,307	3,054	34,250
1993	914	26,440	2,333	29,687
1992	663	21,385	2,213	24,261
1991	1,199	19,672	1,629	22,500
1990	1,510	17,559	1,382	20,451
1989	1,174	15,986	979	18,139
1988	1,140	13,682	830	15,652
1987	825	10,634	591	12,050

Contributions were made in accordance with actuarially determined contribution requirements.

CITY OF SAN JOSE
FEDERATED CITY EMPLOYEES' RETIREMENT SYSTEM
(A Component Unit of the City of San Jose)

Ten-Year Comparative Summary of Funding Progress

(Unaudited - See accompanying independent auditors' report)

Ten years ended June 30, 1996

(In thousands)

<u>Fiscal year</u>	<u>Net assets available for benefits</u>	<u>Pension benefit obligation</u>	<u>Percentage funded</u>	<u>(Unfunded)/assets in excess of pension benefit obligation</u>	<u>Annual covered payroll (a)</u>	<u>(Unfunded)/assets in excess of pension benefit obligation as a percentage of covered payroll</u>
1996	\$ 677,704*	(c)	(d)	\$ (c)	157,770	(d)
1995	592,643	704,203	84.2%	(111,560)	150,004	(74.4)%
1994	553,755	691,470	80.1	(137,715)	144,995	(94.9)
1993	512,210	629,713	81.3	(117,503)	150,872(b)	(77.9)
1992	461,207	513,093	89.9	(51,886)	147,885(b)	(35.1)
1991	411,505	470,381	87.5	(58,876)	135,849	(43.3)
1990	375,245	411,040	91.3	(35,795)	117,498(b)	(30.5)
1989	338,939	373,554	90.7	(34,615)	105,478	(32.8)
1988	303,763	357,539	85.0	(53,776)	96,927	(55.5)
1987	271,556	324,006	83.8	(52,450)	93,628	(56.0)

- (a) Annual covered payroll, as determined by the System's actuary, represents an estimate of the covered payroll for the fiscal year.
- (b) The annual covered payroll for fiscal years 1993, 1992, and 1990 were estimated utilizing existing payroll records.
- (c) Information not currently available from the System's actuary.
- (d) Not enough information to perform calculation.

* Detailed on page 79.